

# Key Investor Information

This document provides you with key investor information about this fund. It is not marketing material. The information is required by law to help you understand the nature and the risks of investing in this fund. You are advised to read it so you can make an informed decision about whether to invest.

**ASI Ethical Corporate Bond Fund, a Sterling denominated sub fund of the Aberdeen Standard OEIC V, Platform 1 Accumulation Shares (ISIN: GB00B708KW45). This fund is managed by Aberdeen Standard Fund Managers Limited.**

## OBJECTIVES AND INVESTMENT POLICY

### Investment Objective

To generate income and some growth over the long term (5 years or more) by investing in Sterling-denominated investment grade corporate bonds which meet the ethical criteria as set out in the investment manager's Ethical Investment Policy.

**Performance Target:** To exceed the Investment Association's Sterling Corporate Bond Sector average return (after charges) over 1 year and to be top quartile over three years. The Performance Target is the level of performance that the management team hopes to achieve for the fund. There is however no certainty or promise that they will achieve the performance target.

The ACD believes this is an appropriate target for the fund based on the investment policy of the fund and the constituents of the sector.

### Investment Policy

#### Portfolio Securities

- The fund will invest at least 60% in Sterling denominated investment grade corporate bonds issued anywhere in the world.
- The fund may invest in bonds, issued anywhere in the world by governments and corporations, such as sub-sovereigns sub-investment grade, inflation-linked, convertible, asset backed and mortgage backed bonds. The fund will employ techniques to reduce (hedge) risk related to currency movements on non-Sterling bonds.
- The fund may also invest in other funds (including those managed by Aberdeen Standard Investments), money-market instruments and cash.
- All investments will comply with the Ethical Investment Policy. The fund uses negative criteria to avoid investing in companies that operate to a degree in certain areas, including but not limited to those deriving revenue from animal testing, weaponry, pornography and gambling services. In addition to excluding such companies which operate in certain industries and activities, the fund will seek to include companies whose business activities are regarded as making a positive contribution in terms of preserving the environment or improving the quality and safety of human life. In making an assessment of whether business activities make a positive contribution, the investment manager will make reference to the UN Global Compact to define the areas where the fund seeks to invest in companies with positive business practices and services. The areas include human rights, labour rights, environmental safeguards and

combating bribery and corruption. Please refer to the Ethical Investment Policy for further detail.

#### Management Process

- The management team use their discretion (active management) to identify bonds and derivatives based on analysis of global economic and market conditions (for example, interest rates and inflation), analysis of a company's prospects and creditworthiness compared to that of the market and make flexible allocations across bonds and derivatives.

- In seeking to achieve the Performance Target, the iBoxx Sterling Collateralized & Corporates Index is used as a reference point for portfolio construction and as a basis for setting risk constraints. The expected variation ("tracking error") between the returns of the fund and the index is not ordinarily expected to exceed 3%. Due to the ethical nature of the management process, the fund's performance profile may deviate significantly from that of the iBoxx Sterling Collateralised & Corporates Index.

- Please Note: The fund's ability to buy and sell bonds and the associated costs can be affected during periods of market stress which could include periods where interest rates move sharply.

#### Derivatives and Techniques

- The fund will make routine use of derivatives to reduce risk, reduce cost and/or generate extra income or growth consistent with the risk profile of the fund (often referred to as "Efficient Portfolio Management").

- Examples of derivative usage are to manage the risk of the portfolio related to changes in interest rates or the creditworthiness of corporations.


- Derivatives include instruments used to manage expected changes in interest rates, inflation, currencies or creditworthiness of corporations or governments.

Investors in the fund may buy and sell shares on any dealing day (as defined in the Prospectus).

If you invest in income shares, income from investments in the fund will be paid out to you. If you invest in accumulation shares, income will be added to the value of your shares.

**Recommendation:** the fund may not be appropriate for investors who plan to withdraw their money within five years. Investors should satisfy themselves that their attitude to risk aligns with the risk profile of this fund before investing.

## RISK AND REWARD PROFILE



This indicator reflects the volatility of the fund's share price over the last five years which in turn reflects the volatility of the underlying assets in which the fund invests. Historical data may not be a reliable indication for the future.

The current rating is not guaranteed and may change if the volatility of the assets in which the fund invests changes. The lowest rating does not mean risk free.

The fund is rated as 4 because of the extent to which the following risk factors apply:

- The fund invests in mortgage- and asset-backed securities which are subject to prepayment, extension, liquidity and default risk.
- Convertible securities are investments that can be changed into another form upon certain triggers. As such, they can exhibit credit, equity and fixed interest risk. Contingent convertible securities (CoCos) are similar to convertible securities but have additional triggers which mean that they are more vulnerable to losses and volatile price movements and hence become less liquid. For example, a coco bond can lose some or all of its value instantaneously if a trigger, such as the issuer experiencing capital shortfalls, occurs.

- The fund invests in securities which are subject to the risk that the issuer may default on interest or capital payments.

- The use of derivatives carries the risk of reduced liquidity, substantial loss and increased volatility in adverse market conditions, such as a failure amongst market participants. The use of derivatives may result in the fund being leveraged (where market exposure and thus the potential for loss by the fund exceeds the amount it has invested) and in these market conditions the effect of leverage will be to magnify losses.

- The fund invests in high yielding bonds which carry a greater risk of default than those with lower yields.

- The fund price can go up or down daily for a variety of reasons including changes in interest rates, inflation expectations or the perceived credit quality of individual countries or securities.

All investment involves risk. This fund offers no guarantee against loss or that the fund's objective will be attained.

The price of assets and the income from them may go down as well as up and cannot be guaranteed; an investor may receive back less than their original investment.

Inflation reduces the buying power of your investment and income.

The value of assets held in the fund may rise and fall as a result of exchange rate fluctuations.

The fund could lose money if an entity (counterparty) with which it does business becomes unwilling or unable to honour its obligations to the fund.

In extreme market conditions some securities may become hard to value or sell at a desired price. This could affect the fund's ability to

meet redemptions in a timely manner.  
The fund could lose money as the result of a failure or delay in

## CHARGES

The charges you pay are used to pay the costs of running the fund including marketing and distributing it. These charges reduce the potential growth of your investment.

### One-off charges taken before or after you invest

Entry charge	0.00%
Exit charge	0.00%

These are the maximum charges that we might take out of your money before it is invested and before we pay out the sale proceeds of your investment. In some cases, you might pay less and you should speak to your financial adviser about this.

### Charges taken from the fund over a year

Ongoing charges	0.66%
-----------------	-------

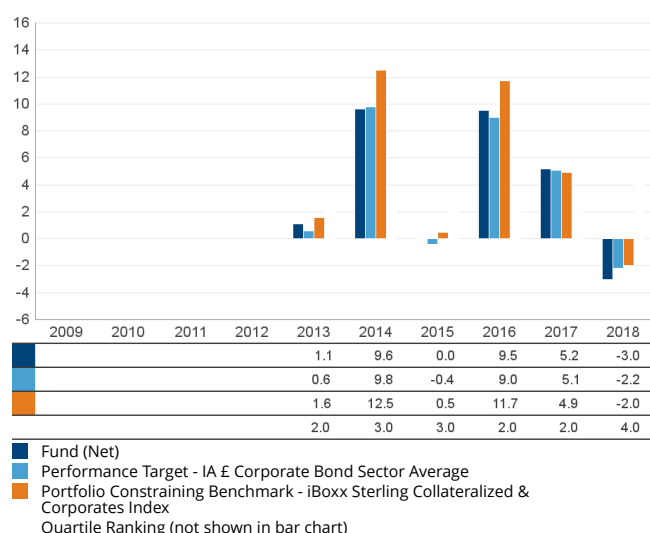
### Charges taken from the fund under certain specific conditions

Performance fee	0.00%
-----------------	-------

## PAST PERFORMANCE

ASI Ethical Corporate Bond Fund, Platform 1 Accumulation Shares, 31 December 2018

% Returns



## PRACTICAL INFORMATION

Name of Depositary: Citibank Europe plc, UK Branch, Citigroup Centre, Canada Square, Canary Wharf, London E14 5LB.

Further information about Aberdeen Standard OEIC V (Prospectus, report & accounts) can be found at [www.standardlifeinvestments.com](http://www.standardlifeinvestments.com), where documents may be obtained free of charge.

Other practical information (e.g. where to find latest share prices) can be found in documents held at [www.standardlifeinvestments.com](http://www.standardlifeinvestments.com).

Details of the up to date remuneration policy which includes a description of how remuneration and benefits are calculated, the identities of the persons responsible for awarding remuneration and benefits and the composition of the remuneration committee, are available at [www.standardlifeinvestments.com](http://www.standardlifeinvestments.com) and a paper copy will be available free of charge upon request from Aberdeen Standard Fund Managers Limited.

Prospective investors should consult their own professional advisers on the potential tax consequences of acquiring, holding or selling shares.

Aberdeen Standard Fund Managers Limited may be held liable solely on the basis of any statement contained in this document that is misleading, inaccurate or inconsistent with the relevant parts of the Prospectus for the Aberdeen Standard OEIC V.

operational processes and systems including but not limited to third party providers failing or going into administration.

The entry and exit charges shown are maximum figures. In some cases you might pay less - you can find this out from your financial adviser.

The ongoing charges figure reflects the amount based on expenses for the year ending 31/10/2018. This figure may vary from year to year. It excludes: performance fees (where applicable); portfolio transaction costs, except in the case of an entry/exit charge paid by the fund when buying or selling in another collective investment undertaking.

A switching charge may be applied in accordance with the Prospectus. For more information about charges please see Prospectus.

For more information about charges, please see the Prospectus which is available at [www.standardlifeinvestments.com](http://www.standardlifeinvestments.com).

Past performance is not a guide to future performance.

Performance is net of charges and does not take into account any entry, exit or switching charges but does take into account the ongoing charge, as shown in the Charges section.

Performance is calculated in GBP.

The fund was launched in 2005. The share/unit class was launched in 2012.

From 7 August 2019 the fund name was amended from Standard Life Investments Ethical Corporate Bond Fund to ASI Ethical Corporate Bond Fund.

Other share classes are available in the fund and further information about these can be found in the Aberdeen Standard OEIC V.

Aberdeen Standard OEIC V is an umbrella structure comprising a number of different sub funds, one of which is this fund.

This document is specific to the fund and share class stated at the beginning of this document. However, the Prospectus, annual and half-yearly reports are prepared for the entire umbrella.

The assets of a sub fund within the umbrella belong exclusively to that sub fund and shall not be used or made available to discharge (directly or indirectly) the liabilities of, or claims against, any other person or body including Aberdeen Standard OEIC V and any other sub fund. Any liability incurred on behalf of or attributable to any sub fund shall be discharged solely out of the assets of that sub fund.

Investors may switch their shares in the fund for shares in another sub fund within Aberdeen Standard OEIC V. For further information please refer to the prospectus (section on 'Switching') which can be found at [www.standardlifeinvestments.com](http://www.standardlifeinvestments.com).

Aberdeen Standard OEIC V and Aberdeen Standard Fund Managers Limited are authorised in the United Kingdom and regulated by the Financial Conduct Authority. This key investor information is accurate as at 07/08/2019.

**Aberdeen Standard Investments is a brand of the investment businesses of Aberdeen Asset Management and Standard Life Investments.**

Standard Life Investments Limited is registered in Scotland (SC123321) at 1 George Street Edinburgh EH2 2LL and is authorised and regulated by the Financial Conduct Authority in the United Kingdom.

# Key Investor Information

This document provides you with key investor information about this fund. It is not marketing material. The information is required by law to help you understand the nature and the risks of investing in this fund. You are advised to read it so you can make an informed decision about whether to invest.

**ASI Europe ex UK Ethical Equity Fund, a Sterling denominated sub fund of the Aberdeen Standard OEIC V, Platform 1 Accumulation Shares (ISIN: GB00B3N24788). This fund is managed by Aberdeen Standard Fund Managers Limited.**

## OBJECTIVES AND INVESTMENT POLICY

### Investment Objective

To generate growth over the long term (5 years or more) by investing in European equities (company shares) which meet the ethical criteria set out in the investment manager's Ethical Investment Policy.

**Performance Target:** To achieve the return of the FTSE World Europe ex UK Index plus 2% per annum over rolling five year periods (before charges). The Performance Target is the level of performance that the management team hopes to achieve for the fund. There is however no certainty or promise that they will achieve the performance target.

The ACD believes this is an appropriate target for the fund based on the investment policy of the fund and the constituents of the index.

### Investment Policy

#### Portfolio Securities

- The fund will invest at least 70% in equities and equity related securities of companies listed, incorporated or domiciled in European countries or companies that derive a significant proportion of their revenues or profits from European operations or have a significant proportion of their assets there.
- European countries can include the emerging markets of Europe, but excludes the UK.
- The fund may also invest in other funds (including those managed by Aberdeen Standard Investments), money-market instruments and cash.
- All investments will comply with the Ethical Investment Policy. The fund uses negative criteria to avoid investing in companies that operate to a degree in certain areas, including but not limited to those deriving revenue from animal testing, weaponry, pornography and gambling services. In addition to excluding such companies which operate in certain industries and activities, the fund will seek to include companies whose business activities are regarded as making a positive contribution in terms of preserving the environment or improving the quality and safety of human life. In making an assessment of whether business activities make a positive contribution, the investment manager will make reference to the UN Global Compact to define the areas where the fund seeks to invest in companies with positive business practices and services. The areas include human rights, labour rights, environmental safeguards and

combating bribery and corruption. Please refer to the Ethical Investment Policy for further detail.

#### Management Process

- The management team use their discretion (active management) to maintain a concentrated asset mix at country, sector and stock level.
- Their primary focus is on stock selection using research techniques to select individual holdings. The research process is focused on identifying companies where the management team have a different view of a company's prospects to that of the market, and which align with their views regarding future economic and business conditions.
- In seeking to achieve the Performance Target, the FTSE World Europe ex UK Index is used as a basis for setting risk constraints. The expected variation ("tracking error") between the returns of the fund and the index is not ordinarily expected to exceed 8%. Due to the ethical nature of the management process, there are a material number of stocks and sectors in the FTSE World Europe ex UK Index that the fund is unable to invest in, which means the fund's performance profile may deviate significantly from that of the FTSE World Europe ex UK Index.

#### Derivatives and Techniques


- The fund may use derivatives to reduce risk, reduce cost and/or generate additional income or growth consistent with the risk profile of the fund (often referred to as "Efficient Portfolio Management").
- Derivative usage for the fund is expected to be very limited. Where derivatives are used, this would mainly be in response to significant inflows into the fund so that in these instances, cash can be invested while maintaining the fund's existing allocations to company shares.

Investors in the fund may buy and sell shares on any dealing day (as defined in the Prospectus).

If you invest in income shares, income from investments in the fund will be paid out to you. If you invest in accumulation shares, income will be added to the value of your shares.

**Recommendation:** the fund may not be appropriate for investors who plan to withdraw their money within five years. Investors should satisfy themselves that their attitude to risk aligns with the risk profile of this fund before investing.

## RISK AND REWARD PROFILE



This indicator reflects the volatility of the fund's share price over the last five years which in turn reflects the volatility of the underlying assets in which the fund invests. Historical data may not be a reliable indication for the future.

The current rating is not guaranteed and may change if the volatility of the assets in which the fund invests changes. The lowest rating does not mean risk free.

The fund is rated as 5 because of the extent to which the following risk factors apply:

- The use of derivatives carries the risk of reduced liquidity, substantial loss and increased volatility in adverse market conditions, such as a failure amongst market participants. The use of derivatives may result in the fund being leveraged (where market exposure and thus the potential for loss by the fund exceeds the amount it has invested) and in these market conditions the effect of leverage will be to magnify losses.
- The fund invests in emerging market equities and / or bonds. Investing in emerging markets involves a greater risk of loss than investing in more developed markets due to, among other factors, greater political, tax, economic, foreign exchange, liquidity and

regulatory risks.

- The fund invests in equity and equity related securities. These are sensitive to variations in the stock markets which can be volatile and change substantially in short periods of time.

All investment involves risk. This fund offers no guarantee against loss or that the fund's objective will be attained.

The price of assets and the income from them may go down as well as up and cannot be guaranteed; an investor may receive back less than their original investment.

Inflation reduces the buying power of your investment and income.

The value of assets held in the fund may rise and fall as a result of exchange rate fluctuations.

The fund could lose money if an entity (counterparty) with which it does business becomes unwilling or unable to honour its obligations to the fund.

In extreme market conditions some securities may become hard to value or sell at a desired price. This could affect the fund's ability to meet redemptions in a timely manner.

The fund could lose money as the result of a failure or delay in operational processes and systems including but not limited to third party providers failing or going into administration.

## CHARGES

The charges you pay are used to pay the costs of running the fund including marketing and distributing it. These charges reduce the potential growth of your investment.

### One-off charges taken before or after you invest

Entry charge	0.00%
Exit charge	0.00%

These are the maximum charges that we might take out of your money before it is invested and before we pay out the sale proceeds of your investment. In some cases, you might pay less and you should speak to your financial adviser about this.

### Charges taken from the fund over a year

Ongoing charges	0.92%
-----------------	-------

### Charges taken from the fund under certain specific conditions

Performance fee	0.00%
-----------------	-------

The entry and exit charges shown are maximum figures. In some cases you might pay less - you can find this out from your financial adviser.

The ongoing charges figure reflects the amount based on expenses for the year ending 31/10/2018. This figure may vary from year to year. It excludes: performance fees (where applicable); portfolio transaction costs, except in the case of an entry/exit charge paid by the fund when buying or selling in another collective investment undertaking.

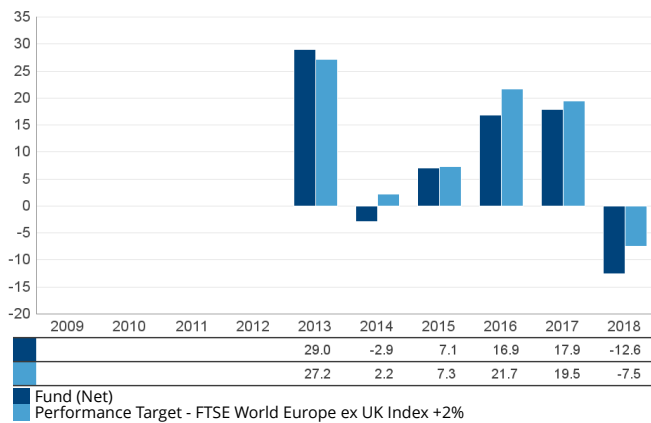
A switching charge may be applied in accordance with the Prospectus. For more information about charges please see Prospectus.

For more information about charges, please see the Prospectus which is available at [www.standardlifeinvestments.com](http://www.standardlifeinvestments.com).

## PAST PERFORMANCE

ASI Europe ex UK Ethical Equity Fund, Platform 1 Accumulation Shares, 31 December 2018

% Returns



Past performance is not a guide to future performance.

Performance is net of charges and does not take into account any entry, exit or switching charges but does take into account the ongoing charge, as shown in the Charges section.

Performance is calculated in GBP.

The fund was launched in 2007. The share/unit class was launched in 2012.

From 7 August 2019 the fund name was amended from Standard Life Investments European Ethical Equity Fund to ASI Europe ex UK Ethical Equity Fund.

## PRACTICAL INFORMATION

Name of Depositary: Citibank Europe plc, UK Branch, Citigroup Centre, Canada Square, Canary Wharf, London E14 5LB.

Further information about Aberdeen Standard OEIC V (Prospectus, report & accounts) can be found at [www.standardlifeinvestments.com](http://www.standardlifeinvestments.com), where documents may be obtained free of charge.

Other practical information (e.g. where to find latest share prices) can be found in documents held at [www.standardlifeinvestments.com](http://www.standardlifeinvestments.com).

Details of the up to date remuneration policy which includes a description of how remuneration and benefits are calculated, the identities of the persons responsible for awarding remuneration and benefits and the composition of the remuneration committee, are available at [www.standardlifeinvestments.com](http://www.standardlifeinvestments.com) and a paper copy will be available free of charge upon request from Aberdeen Standard Fund Managers Limited.

Prospective investors should consult their own professional advisers on the potential tax consequences of acquiring, holding or selling shares.

Aberdeen Standard Fund Managers Limited may be held liable solely on the basis of any statement contained in this document that is misleading, inaccurate or inconsistent with the relevant parts of the Prospectus for the Aberdeen Standard OEIC V.

Other share classes are available in the fund and further information about these can be found in the Aberdeen Standard OEIC V.

Aberdeen Standard OEIC V is an umbrella structure comprising a number of different sub funds, one of which is this fund.

This document is specific to the fund and share class stated at the beginning of this document. However, the Prospectus, annual and half-yearly reports are prepared for the entire umbrella.

The assets of a sub fund within the umbrella belong exclusively to that sub fund and shall not be used or made available to discharge (directly or indirectly) the liabilities of, or claims against, any other person or body including Aberdeen Standard OEIC V and any other sub fund. Any liability incurred on behalf of or attributable to any sub fund shall be discharged solely out of the assets of that sub fund.

Investors may switch their shares in the fund for shares in another sub fund within Aberdeen Standard OEIC V. For further information please refer to the prospectus (section on 'Switching') which can be found at [www.standardlifeinvestments.com](http://www.standardlifeinvestments.com).

Aberdeen Standard OEIC V and Aberdeen Standard Fund Managers Limited are authorised in the United Kingdom and regulated by the Financial Conduct Authority. This key investor information is accurate as at 07/08/2019.

**Aberdeen Standard Investments is a brand of the investment businesses of Aberdeen Asset Management and Standard Life Investments.**

Standard Life Investments Limited is registered in Scotland (SC123321) at 1 George Street Edinburgh EH2 2LL and is authorised and regulated by the Financial Conduct Authority in the United Kingdom.



# Key Investor Information

This document provides you with key investor information about this fund. It is not marketing material. The information is required by law to help you understand the nature and the risks of investing in this fund. You are advised to read it so you can make an informed decision about whether to invest.

ASI Global Ethical Equity Fund I Acc (ISIN GB0006833932) A sub-fund of Aberdeen Standard OEIC I. Aberdeen Standard Fund Managers Limited is the Authorised Corporate Director that manages the Fund.

## OBJECTIVES AND INVESTMENT POLICY

### Investment Objective

To generate growth over the long term (5 years or more) by investing in a global equities (company shares) which meet the fund's ethical screening criteria.

**Performance Target:** To achieve the return of the FTSE World Index, plus 3% per annum over three years (before charges). The Performance Target is the level of performance that the management team hopes to achieve for the fund. There is however no certainty or promise that they will achieve the Performance Target.

The ACD believes this is an appropriate target for the fund based on the investment policy of the fund and the constituents of the index.

### Investment Policy


#### Portfolio Securities

- The fund will invest at least 70% in equities and equity related securities of companies listed on global stock exchanges.
- As well as choosing companies on the basis of their financial record, management and business prospects, the investment team will consider environmental, social and other relevant criteria. Where they believe that practices relating to these criteria are lacking they will encourage the company to adopt more responsible practices.
- All investments will comply with the fund's ethical screening criteria, which looks to exclude investing in companies that operate to a degree in certain areas, including but not limited to those deriving revenue from animal testing, tobacco, pornography and weaponry.

#### Management Process

- The management team use their discretion (active management) to maintain a diverse asset mix at country, sector and stock level, with country and sector weightings within the portfolio typically a by-product of the underlying stock exposure.
- Their primary focus is on stock selection using research techniques to select individual holdings. The research process is focused on finding high quality companies at attractive valuations that can be held for the long term.

## RISK AND REWARD PROFILE



This indicator reflects the volatility of the fund's share price over the last five years which in turn reflects the volatility of the underlying assets in which the fund invests. Historical data may not be a reliable indication for the future.

The current rating is not guaranteed and may change if the volatility of the assets in which the fund invests changes. The lowest rating does not mean risk free.

The fund is rated as 5 because of the extent to which the following risk factors apply:

- Investing in China A shares involves special considerations and risks, including without limitation greater price volatility, less developed regulatory and legal framework, exchange rate risk/controls, settlement, tax, quota, liquidity and regulatory risks.
- A concentrated portfolio may be more volatile and less liquid than a more broadly diversified one. The fund's investments are concentrated in a particular country or sector.
- The use of derivatives carries the risk of reduced liquidity, substantial loss and increased volatility in adverse market conditions, such as a failure amongst market participants. The use of derivatives may result in the fund being leveraged (where market exposure and thus the potential for loss by the fund exceeds the amount it has invested) and in these market conditions the effect of leverage will be to magnify losses.
- The fund invests in emerging market equities and / or bonds.

- To deliver the performance target, the FTSE World Index is also used as a reference point for portfolio construction and as a basis for setting risk constraints. The expected variation ("tracking error") between the returns of the fund and the index, is not ordinarily expected to exceed 9%. Due to the ethical nature of the management process, there are a material number of stocks and sectors in the FTSE World Index that the fund is unable to invest, which means the fund's performance profile may deviate significantly from that of the FTSE World Index.

### Derivatives and Techniques

- The fund may use derivatives to reduce risk, reduce cost and/or generate additional income or growth consistent with the risk profile of the fund ("Efficient Portfolio Management").
- Derivative usage in the fund is expected to be very limited. Where derivatives are used, this would mainly be in response to significant inflows into the fund so that in these instances, cash can be invested while maintaining the fund's existing allocations to company shares.

Investors in the fund may buy and sell shares on any dealing day (as defined in the Prospectus).

If you invest in income shares, income from investments in the fund will be paid out to you. If you invest in accumulation shares, income will be added to the value of your shares.

**Recommendation:** the fund may not be appropriate for investors who plan to withdraw their money within five years. Investors should satisfy themselves that their attitude to risk aligns with the risk profile of this fund before investing.

Investing in emerging markets involves a greater risk of loss than investing in more developed markets due to, among other factors, greater political, tax, economic, foreign exchange, liquidity and regulatory risks.

- The fund invests in equity and equity related securities. These are sensitive to variations in the stock markets which can be volatile and change substantially in short periods of time.
- The fund may invest in companies with Variable Interest Entity (VIE) structures in order to gain exposure to industries with foreign ownership restrictions. There is a risk that investments in these structures may be adversely affected by changes in the legal and regulatory framework.

All investment involves risk. This fund offers no guarantee against loss or that the fund's objective will be attained.

The price of assets and the income from them may go down as well as up and cannot be guaranteed; an investor may receive back less than their original investment.

Inflation reduces the buying power of your investment and income.

The value of assets held in the fund may rise and fall as a result of exchange rate fluctuations.

The fund could lose money if an entity (counterparty) with which it does business becomes unwilling or unable to honour its obligations to the fund.

In extreme market conditions some securities may become hard to value or sell at a desired price. This could affect the fund's ability to meet redemptions in a timely manner.

The fund could lose money as the result of a failure or delay in operational processes and systems including but not limited to third party providers failing or going into administration.

## CHARGES

The charges you pay are used to pay the costs of running the fund including marketing and distributing it. These charges reduce the potential growth of your investment.

### One-off charges taken before or after you invest

Entry charge	0.00%
Exit charge	0.00%

These are the maximum charges that we might take out of your money before it is invested and before we pay out the sale proceeds of your investment. In some cases, you might pay less and you should speak to your financial adviser about this.

### Charges taken from the fund over a year

Ongoing charges	1.12%
-----------------	-------

### Charges taken from the fund under certain specific conditions

Performance fee	0.00%
-----------------	-------

The Ongoing Charges figure is an estimate based on the last year's expenses and may vary from year to year. It excludes the costs of buying or selling assets for the Fund. An estimate is used in order to provide the figure that will most likely be charged.

Where the Fund invests in an open-ended collective investment scheme which is operated or managed by the ACD/the Manager or an associate of the ACD/the Manager, no additional annual management charge will be incurred by the Fund on such an investment.

The annual report for each financial year will include detail on the exact charges made.

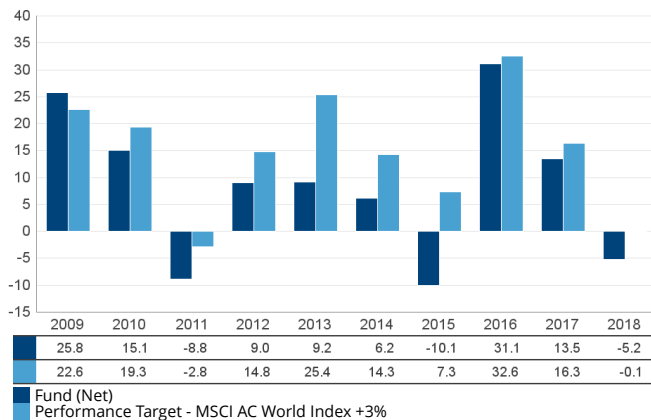
The Ongoing Charge figure is as at 01/03/18.

Further information on the charges can be found in the Prospectus.

## PAST PERFORMANCE

ASI Global Ethical Equity Fund, I Acc, 31 December 2018

% Returns



Past performance is not a guide to future performance.

Performance is net of charges and does not take into account any entry, exit or switching charges but does take into account the ongoing charge, as shown in the Charges section.

Performance is calculated in GBP.

The fund was launched in 1999. The share/unit class was launched in 1999.

From 7 August 2019 the fund name was amended from Aberdeen Ethical World Equity Fund to ASI Global Ethical Equity Fund.

## PRACTICAL INFORMATION

This document describes only one share class and other share classes are available. Information on how to buy, sell and switch shares is available by contacting us (see below).

Detailed information about the Fund, including its Prospectus, latest Annual and Half-Yearly reports and current share prices is available at [aberdeenstandard.com](http://aberdeenstandard.com). Alternatively, please contact Aberdeen Standard Fund Managers Limited, PO BOX 12233, Chelmsford, Essex CM99 2EE. Telephone: 0345 113 6966. Email: [customer.services@aberdeenstandard.com](mailto:customer.services@aberdeenstandard.com). The documents are available in English only.

Aberdeen Standard OEIC I offers a range of funds with diversified investment objectives. The Prospectus, Annual and Half-Yearly reports cover all the funds within Aberdeen Standard OEIC I. In the unlikely event of one fund having debts, the assets of the other funds may not be used to settle these.

The Fund's Authorised Corporate Director is Aberdeen Standard Fund Managers Limited.

The depositary of the Fund is Citibank Europe plc, acting through its UK Branch.

The tax legislation of the United Kingdom may have an impact on your personal tax position.

Aberdeen Standard Fund Managers Limited may be held liable solely on the basis of any statement contained in this document that is misleading, inaccurate or inconsistent with the relevant parts of the prospectus for the Fund.

Details of an up-to-date UCITS V Remuneration Policy Statement, including but not limited to, a description of how remuneration and benefits are calculated, and the identities of persons responsible for awarding remuneration and benefits, including the composition of the Remuneration Committee, are available at [aberdeenstandard.com](http://aberdeenstandard.com) and a paper copy will be made available

free of charge on request to the Authorised Corporate Director.

The Fund is authorised in the United Kingdom and regulated by the Financial Conduct Authority. Aberdeen Standard Fund Managers Limited is authorised and regulated by the Financial Conduct Authority in the United Kingdom. This key investor information is accurate as at 30/08/2019.

Aberdeen Standard Investments is a brand of the investment businesses of Aberdeen Asset Management and Standard Life Investments.

# Key Investor Information

This document provides you with key investor information about this fund. It is not marketing material. The information is required by law to help you understand the nature and the risks of investing in this fund. You are advised to read it so you can make an informed decision about whether to invest.

## BMO Responsible Global Equity Fund

Share Class: 2 Acc, a Fund of BMO Investment Funds (UK) ICVC V (ISIN GB0033145045)  
This Fund is managed by BMO Fund Management Ltd.

### Objectives and investment policy

The objective is to provide long-term capital growth.

The Manager seeks to achieve this by investing mainly in global equities (ordinary shares in companies from anywhere in the world). The Manager invests only in assets which meet the Fund's ethical screening criteria. The ethical screening applied to the Fund means that a number of the largest companies are screened out on ethical grounds.

While the Manager will invest mainly in equities, it may also invest in other investments such as derivatives (an investment contract between the Fund and a counterparty the value of which is derived from one or more underlying equities) to hedge positions or to gain exposure to companies to manage the portfolio efficiently.

Hedging is an investment technique that may be used to protect the value of the Fund from adverse price movements in equities or currencies other than the Fund's accounting currency, which is sterling. The Fund does not normally hedge currency exposure.

Investment is concentrated in companies in any market whose products and operations are considered to be making a positive contribution to society and seeks to avoid companies which, on balance, do particular harm (including those involved in the sale of armaments) or operate irresponsibly (for example with regard to the environment or human rights).

Any income earned by this share class will be reinvested back into the share class to help boost the value of the share.

There is no minimum holding period for this Fund. However, it may not be appropriate for investors who plan to withdraw their money in under 5 years.

You may buy or sell shares daily on demand (but not weekends or UK bank holidays or other days when the Fund is not open for dealing). Orders to buy or sell must be received by 12 noon (UK time) to receive the price calculated at that day's valuation point.

### Risk and reward profile

The Risk and Reward Indicator table demonstrates where the Fund ranks in terms of its potential risk and reward. The higher the rank the greater the potential reward but the greater the risk of losing money. It is based on past data, may change over time and may not be a reliable indication of the future risk profile of the Fund. The shaded area in the table below shows the Fund's ranking on the Risk and Reward Indicator.



Historical data may not be a reliable indicator of the Fund's future risk and reward profile. The risk category shown is not guaranteed and may change over time. The lowest category does not mean 'risk free'. The value of your investment may fall as well as rise.

The category is based on the rate at which the value of the investments held by the Fund have moved up and down in the past.

The indicator does not adequately reflect the following risks of investing in particular assets, which may impact on future investment return:

Derivative Risk: derivative values rise and fall at a greater rate than equities and debt instruments. Loses can be greater than the initial investment.

Liquidity Risk: the ability to buy and sell assets at a favourable price may be affected by a low level of counterparties willing to enter into a transaction with the Fund.

Ethical Screening Risk: the screening out of sectors or companies on ethical grounds may mean the Fund is more sensitive to price swings than an equivalent unscreened fund.

Currency Risk: your investment may be adversely affected by changes in currency exchange rates.

Emerging Markets Risk: this Fund invests in emerging markets which are less developed and have additional legal and political risks.

## Charges

The charges you pay are used to pay the costs of running the Fund, including the costs of marketing and distributing it. These charges reduce the potential growth of your investment.

### One-off charges taken before or after you invest

Entry charge	0.00%
Exit charge	0.00%

These are the maximum charges that we might take out of your money before it is invested and before we pay out the sale proceeds of your investment. In some cases, you might pay less and you should speak to your financial adviser about this.

### Charges taken from the Fund over a year

Ongoing charges	0.80%
-----------------	-------

### Charges taken from the Fund under specific conditions

Performance fee	NONE
-----------------	------

The ongoing charges figure is based on the last year's expenses and may vary from year to year. It excludes the costs of buying or selling assets for the Fund (unless these assets are shares of another fund).

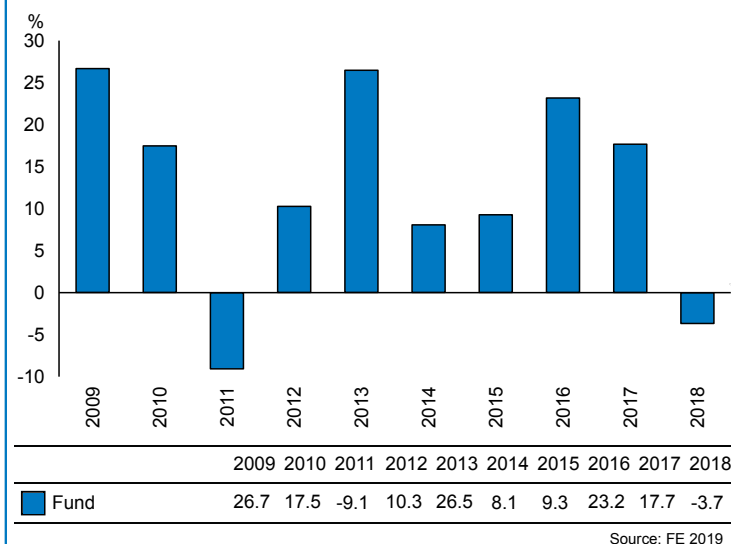
The ongoing charges figure is at 31/12/2018

It excludes:

- Performance fees
- Portfolio transaction costs, except in the case of an entry/exit charge paid by the UCITS when buying or selling units in another collective investment undertaking.

For more information about charges, please see the section entitled Fees and Expenses in the Fund's prospectus, which is available at [www.bmogam.com](http://www.bmogam.com).

## Past performance



You should be aware that past performance is not a guide to future performance.

Fund launch date: 13/10/1987.

Share/unit class launch date: 15/08/2003.

Performance is calculated in GBP.

The chart shows how much the Fund increased or decreased in value as a percentage in each year, net of charges (excluding entry charge), and net of tax.

## Practical information

This document is issued by BMO Fund Management Limited (trading name BMO Global Asset Management).

Further information regarding the Fund including copies of the prospectus, annual and half yearly report and accounts can be obtained free of charge from Retail Sales Support, BMO Global Asset Management, 6th Floor, Quartermile4, 7a Nightingale Way, Edinburgh EH3 9EG, telephone: Sales Support on 0800 085 0383, email: [sales.support@bmogam.com](mailto:sales.support@bmogam.com) or electronically at [www.bmogam.com](http://www.bmogam.com).

The Fund is part of BMO Investment Funds (UK) ICVC V. You may switch investment between other funds or share classes of BMO Investment Funds (UK) ICVC V. An entry charge may apply. Details on switching are provided in the Fund's prospectus.

The assets and liabilities are segregated by law between the different funds of BMO Investment Funds (UK) ICVC V. This means that the Fund's assets are held separately from other funds. Your investment in the Fund will not be affected by any claims made against any other fund in BMO Investment Funds (UK) ICVC V.

Details of the up to date remuneration policy including but not limited to a description of how remuneration and benefits are calculated will be available on [www.bmogam.com](http://www.bmogam.com) when and in so far as available.

Other practical information, including the latest published price for the Fund is available on our website [www.bmogam.com](http://www.bmogam.com).

The Depositary for the Fund is State Street Trustees Limited.

The tax legislation of the United Kingdom may have an impact on your personal tax position depending on your country of residence.

BMO Fund Management Limited may be held liable solely on the basis of any statement contained in this document that is misleading, inaccurate or inconsistent with the relevant parts of the prospectus for the Fund.



This document provides you with key investor information about this fund. It is not marketing material. The information is required by law to help you understand the nature and the risks of investing in this fund. You are advised to read it so you can make an informed decision about whether to invest.

BMO Responsible UK Equity Fund

Share Class: 2 Acc, a Fund of BMO Investment Funds (UK) ICVC V (ISIN GB0033396481).  
This Fund is managed by BMO Fund Management Ltd.

Objectives and investment policy

The objective is to provide capital growth with some income.

The Manager seeks to achieve this by investing mainly in UK equities (ordinary shares in companies listed on the UK stock market).

The Manager invests only in assets which meet the Fund's ethical screening criteria.

The ethical screening applied to the Fund means that a number of the UK's largest companies (those that form part of the FTSE 100 Index) are screened out on ethical grounds. As a result, the Fund will usually include significant exposure to medium and smaller companies.

While the Manager will invest mainly in equities, it may also invest in other investments such as derivatives (an investment contract between the Fund and a counterparty the value of which is derived from one or more underlying equities) to hedge positions or to gain exposure to companies to manage the portfolio efficiently.

Hedging is an investment technique that may be used to protect the value of the Fund from adverse price movements in equities.

Investment is concentrated in companies whose products and operations are considered to be making a positive contribution to society and seeks to avoid companies which, on balance, do particular harm (including those involved in the sale of armaments) or operate irresponsibly (for example with regards to the environment or human rights).

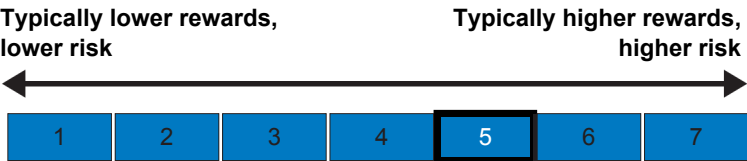
Any income earned by this share class will be reinvested back into the share class to help boost the value of a share.

There is no minimum holding period for this Fund. However, it may not be appropriate for investors who plan to withdraw their money in under 5 years.

You may buy or sell shares daily on demand (but not weekends or UK bank holidays or other days when the Fund is not open for dealing). Orders to buy or sell must be received by 12 noon (UK time) to receive the price calculated at that day's valuation point.

Risk and reward profile

The Risk and Reward Indicator table demonstrates where the Fund ranks in terms of its potential risk and reward. The higher the rank the greater the potential reward but the greater the risk of losing money. It is based on past data, may change over time and may not be a reliable indication of the future risk profile of the Fund. The shaded area in the table below shows the Fund's ranking on the Risk and Reward Indicator.



Historical data may not be a reliable indicator of the Fund's future risk and reward profile. The risk category shown is not guaranteed and may change over time. The lowest category does not mean 'risk free'. The value of your investment may fall as well as rise.

The category is based on the rate at which the value of the investments held by the Fund have moved up and down in the past.

The indicator does not adequately reflect the following risks of investing in particular assets, which may impact on future investment return:

Derivative Risk: derivative values rise and fall at a greater rate than equities and debt instruments. Loses can be greater than the initial investment.

Liquidity Risk: the ability to buy and sell assets at a favourable price may be affected by a low level of counterparties willing to enter into a transaction with the Fund.

Smaller Companies Risk: smaller companies carry a higher degree of risk and their value can be more sensitive to market movement.

Ethical Screening Risk: the screening out of sectors or companies on ethical grounds may mean the Fund is more sensitive to price swings than an equivalent unscreened fund.

## Charges

The charges you pay are used to pay the costs of running the Fund, including the costs of marketing and distributing it. These charges reduce the potential growth of your investment.

### One-off charges taken before or after you invest

Entry charge	0.00%
Exit charge	0.00%

These are the maximum charges that we might take out of your money before it is invested and before we pay out the sale proceeds of your investment. In some cases, you might pay less and you should speak to your financial adviser about this.

### Charges taken from the Fund over a year

Ongoing charges	0.79%
-----------------	-------

### Charges taken from the Fund under specific conditions

Performance fee	NONE
-----------------	------

The ongoing charges figure is based on the last year's expenses and may vary from year to year. It excludes the costs of buying or selling assets for the Fund (unless these assets are shares of another fund).

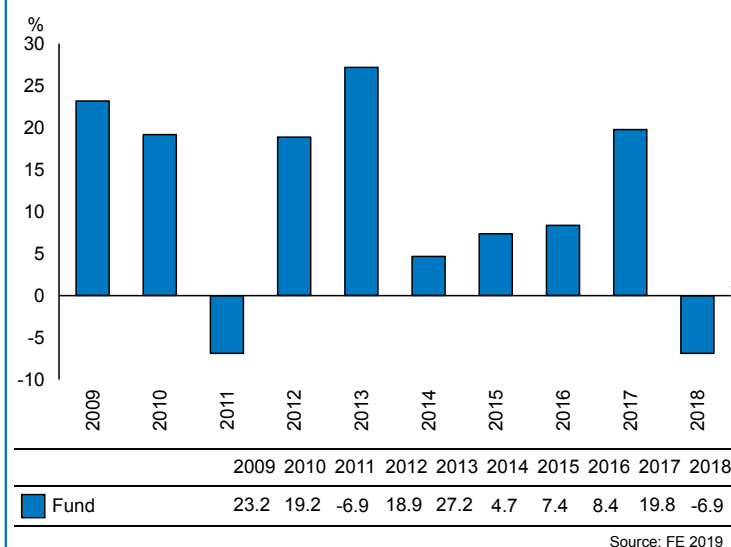
The ongoing charges figure is at 31/12/2018

It excludes:

- Performance fees
- Portfolio transaction costs, except in the case of an entry/exit charge paid by the UCITS when buying or selling units in another collective investment undertaking.

For more information about charges, please see the section entitled Fees and Expenses in the Fund's prospectus, which is available at [www.bmogam.com](http://www.bmogam.com).

## Past performance



You should be aware that past performance is not a guide to future performance.

Fund launch date: 01/06/1984.

Share/unit class launch date: 15/08/2003.

Performance is calculated in GBP.

The chart shows how much the Fund increased or decreased in value as a percentage in each year, net of charges (excluding entry charge), and net of tax.

## Practical information

This document is issued by BMO Fund Management Limited (trading name BMO Global Asset Management).

Further information regarding the Fund including copies of the prospectus, annual and half yearly report and accounts can be obtained free of charge from Retail Sales Support, BMO Global Asset Management, 6th Floor, Quartermile4, 7a Nightingale Way, Edinburgh EH3 9EG, telephone: Sales Support on 0800 085 0383, email: [sales.support@bmogam.com](mailto:sales.support@bmogam.com) or electronically at [www.bmogam.com](http://www.bmogam.com).

The Fund is part of BMO Investment Funds (UK) ICVC V. You may switch investment between other funds or share classes of BMO Investment Funds (UK) ICVC V. An entry charge may apply. Details on switching are provided in the Fund's prospectus.

The assets and liabilities are segregated by law between the different funds of BMO Investment Funds (UK) ICVC V. This means that the Fund's assets are held separately from other funds. Your investment in the Fund will not be affected by any claims made against any other fund in BMO Investment Funds (UK) ICVC V.

Details of the up to date remuneration policy including but not limited to a description of how remuneration and benefits are calculated will be available on [www.bmogam.com](http://www.bmogam.com) when and in so far as available.

Other practical information, including the latest published price for the Fund is available on our website [www.bmogam.com](http://www.bmogam.com).

The Depositary for the Fund is State Street Trustees Limited.

The tax legislation of the United Kingdom may have an impact on your personal tax position depending on your country of residence.

BMO Fund Management Limited may be held liable solely on the basis of any statement contained in this document that is misleading, inaccurate or inconsistent with the relevant parts of the prospectus for the Fund.

# KEY INVESTOR INFORMATION

# AMITY INTERNATIONAL FUND

## SHARE CLASS B GB0008449075

This document provides you with key investor information about this Fund. It is not marketing material. The information is required by law to help you understand the nature and the risks of investing in this Fund. You are advised to read it so you can make an informed decision about whether to invest.

This fund is a sub-fund of EdenTree Investment Funds, an open ended investment company managed by EdenTree Investment Management Limited as the Authorised Corporate Director.

### OBJECTIVES AND INVESTMENT POLICY

The Fund aims to achieve long-term capital growth with a reasonable level of income through a diversified portfolio of international companies.

The Amity International Fund seeks to invest in a portfolio of companies which make a positive contribution to society and the environment through sustainable and socially responsible practices.

The Fund seeks to avoid investment in certain areas such as companies which have a material involvement in alcohol, tobacco and weapon production, gambling and publication of violent or explicit materials.

We do not currently intend to use derivatives for any purpose other than the efficient management of the Fund. Derivatives are financial instruments that can provide ways of benefiting from movements (up or down) in the price of underlying assets, such as stocks or bonds, without taking ownership of the assets themselves.

You may buy and sell shares on any day on which the London Stock Exchange is open for business.

Any income on the Fund will be paid out to you or you may choose to have it reinvested by purchasing additional shares.

The Fund may not be appropriate if you plan to withdraw your money within 5 years.

More information on the investment policy can be found in the full Prospectus which is available at [www.edentreeim.com/literature](http://www.edentreeim.com/literature)

### RISK AND REWARD PROFILE



- The risk category above is not a measure of capital loss or gains, but of how significant the rises and falls in the Share Class price have been historically.
- For example a Share Class whose price has experienced significant rises and falls will be in a higher risk category, whereas a Share Class whose price has experienced less-significant rises and falls will be in a lower risk category.
- As the Share Class risk category has been calculated using historical data, it may not be a reliable indication of the Share Class future risk profile.
- Please note that the Share Class risk category may change in the future and is not guaranteed. The lowest risk category does not mean a risk-free investment.
- The Share Class is in risk category 5 as its price has experienced significant rises and falls historically.

#### What risks are associated with this fund?

- The value of your investment and the income you get from it may fall as well as rise and you could get back less than you put in. What you get back when you cash in your investment will depend on investment performance.
- Selecting stocks due to our ethical criteria means that the choice of stocks is limited to a subset of the stockmarket and this could lead to greater volatility.
- When investing in assets which are in currencies other than Sterling, exchange rate fluctuations can have a positive or negative impact on the value of your investment.
- Where Funds invest in some overseas markets, these investments may carry risks associated with failed or delayed settlement of market transactions and with the registration and custody of securities. Investment in emerging markets may involve a higher than average risk.

More details on all of the risks mentioned above can be found in the full Prospectus.



## CHARGES FOR THIS FUND

The charges you pay are used to cover the costs of running the Fund, including the costs of marketing and distributing it. These charges reduce the potential growth of your investment.

### One-off charges taken before or after you invest

Entry charge 2%

Exit charge None

This is the maximum that might be taken out of your money (before it is invested) (before the proceeds of your investment are paid out).

### Charges taken from the Fund over a year

Ongoing charges 0.81%

### Charges taken from the Fund under specific conditions

Performance fee None

The entry charge shown is a maximum figure. In some cases you might pay less – you can find this out from your financial adviser or distributor.

The ongoing charges figure is based on expenses for the year ending 31 December 2018. This figure may vary from year to year and excludes portfolio transaction costs.

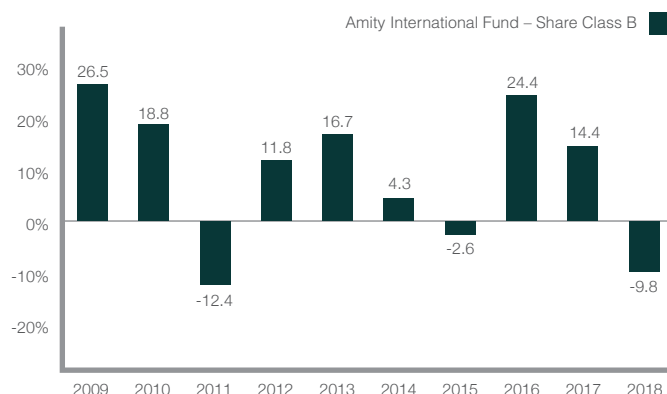
If you switch Funds within the EdenTree Investment Management range you will be charged a maximum 1% entry charge on your new Fund.

For more information about charges, please see Appendix 1 of the Fund's Prospectus, which is available at [www.edentreeim.com/literature](http://www.edentreeim.com/literature)

For further details, or to receive a free copy in English of the full Prospectus and the latest Report and Accounts, please contact us at:

EdenTree Investment Management  
PO Box 3733, Swindon SN4 4BG  
Telephone 0800 358 3010  
[www.edentreeim.com](http://www.edentreeim.com)

## PAST PERFORMANCE



Bar chart showing the year by year percentage growth of the Amity International Fund – Share Class B.

- The Fund was launched on 13 September 1999.
- This Share Class was launched on 13 September 1999.
- Performance figures are calculated in Sterling on a mid-price basis and include net reinvested income. The calculation incorporates the annual management charge and all other Fund expenses but excludes the entry charge.
- The base currency of the Fund is Sterling.
- Past performance is not a guide to future returns.

## PRACTICAL INFORMATION

- Depositary: The Bank of New York Mellon (International) Limited.
- The UK tax regime may have an impact on your personal tax position.
- You can check the latest prices for the Fund in the Financial Times or on our website.
- You are entitled to switch from this Fund to another Fund on request, subject to a switching charge.
- The authorised Fund Manager may be held liable solely on the basis of any statement contained in this document that is misleading, inaccurate or inconsistent with the relevant parts of the Prospectus for the Fund.
- The Fund has its own specific portfolio of assets and liabilities. The assets of the Fund belong exclusively to that Fund and shall not be used to discharge the liabilities of, or claims against, any other person or body, including the Company or any other Fund, and shall not be available for such purpose.
- The following share classes are available for the Fund: Income.

Information on the Authorised Fund Manager's current remuneration policy, including a description of how remuneration and benefits are calculated, the identity of persons responsible for awarding the remuneration and benefits, and the composition of the remuneration committee are available at [www.edentreeim.com](http://www.edentreeim.com). Alternatively a paper copy is available free of charge on request.

This Fund is authorised in the United Kingdom and regulated by the Financial Conduct Authority. EdenTree Investment Management Limited is authorised in the United Kingdom and regulated by the Financial Conduct Authority.

This key investor information is accurate as at 1 February 2019.

EdenTree Investment Management Limited (EdenTree) Reg. No. 2519319. Registered in England at Beaufort House, Brunswick Road, Gloucester GL1 1JZ UK. EdenTree is authorised and regulated by the Financial Conduct Authority and is a member of the Investment Association.



## GLOBAL SUSTAINABLE EQUITY FUND

Class I Acc ISIN: GB00B71DPP64

Janus Henderson  
INVESTORS

A sub-fund of Janus Henderson Sustainable/Responsible Funds, an OEIC managed by Henderson Investment Funds Limited.

## Objectives and investment policy

## Objective

The Fund aims to achieve capital growth by investing primarily in a portfolio of global equities.

## Investment policy

The Fund invests in:

- Shares of companies in any industry and country that the investment manager considers to be contributing to positive environmental or social change and thereby have an impact on the development of a sustainable global economy.

In choosing investments, the investment manager uses overall market and economic research to identify the most promising industries and focuses on companies with strong management, attractive valuations and good growth potential.

The Fund may use derivatives to reduce risk or to manage the Fund more efficiently.

**Recommendation:** this Fund may not be appropriate for investors who plan to withdraw their money within 5 years.

This Fund is designed to be used only as one component in several in a diversified investment portfolio. Investors should consider carefully the proportion of their portfolio invested into this Fund.

**Fund currency** GBP **Share class currency** GBP

## Terms to understand

**Bonds** Securities that represent an obligation to repay a debt along with interest.

**Shares / Equities** Securities that represent fractional ownership in a company.

**Volatility** How sharply the Fund's share price has gone up and down over a period, generally several years.

**Derivatives** Financial instruments whose value is linked to the price of an underlying asset (eg indices, rates, share prices).

You can buy, sell or switch shares in the Fund on any business day, as defined within the "Definitions" Section of the Fund's prospectus.

The Fund offers accumulation shares (shares in which net income is retained within the price) and income shares (shares in which net income may be paid out to investors).

## Risk and reward profile

♦ Potentially lower reward				Potentially higher reward ♦		
♦ Lower risk				Higher risk ♦		
1	2	3	4	5	6	7

The value of an investment and any income from it can go up or down. When you sell your shares they may be worth less than you paid for them.

The risk/reward rating above is based on medium-term volatility. In the future, the Fund's actual volatility could be higher or lower and its rated risk/reward level could change.

The share class appears at 5 out of 7. Share classes in higher categories have shown greater and/or more frequent variations in share price in the past 5 years than those in lower categories. The lowest category does not mean risk free.

The rating does not reflect the possible effects of unusual market conditions or large unpredictable events. Under normal market conditions the following risks may apply:

**Equities** Shares can lose value rapidly, and typically involve higher risks than bonds or money market instruments. The value of your investment may fall as a result.

**Sustainable Investment** The Fund follows a sustainable investment approach, which may cause it to be overweight and/or underweight in certain sectors and thus perform differently than funds that have a similar objective but which do not integrate sustainable investment criteria when selecting securities.

**Derivatives** The Fund may use derivatives with the aim of reducing risk or managing the portfolio more efficiently. However this introduces other risks, in particular, that a derivative counterparty may not meet its contractual obligations.

**Exchange Rates** If the Fund holds assets in currencies other than the base currency of the Fund or you invest in a share/unit class of a different currency to the Fund (unless 'hedged'), the value of your investment may be impacted by changes in exchange rates.

**Liquidity** Securities within the Fund could become hard to value or to sell at a desired time and price, especially in extreme market conditions when asset prices may be falling, increasing the risk of investment losses.

The full list of the Fund's risks are contained in the "Risk Factors" section of the Fund's prospectus.

## Charges

The charges you pay are used to pay the costs of running the Fund, including the costs of managing and distributing it. These charges reduce the potential growth of your investment.

If you invest through a third party provider you are advised to consult them directly as charges, performance and terms and conditions may differ materially to those shown in this document.

### One-off charges taken before or after you invest\*

Entry Charge	0.00%
--------------	-------

Exit Charge	0.00%**
-------------	---------

\* The charges shown are maximum figures. In some cases you may pay less.

\*\* Subject to a charge of up to 3.00% where the Manager suspects excessive trading by an investor (and specifically on subscriptions held for less than 90 days).

### Charges taken from the Fund over a year

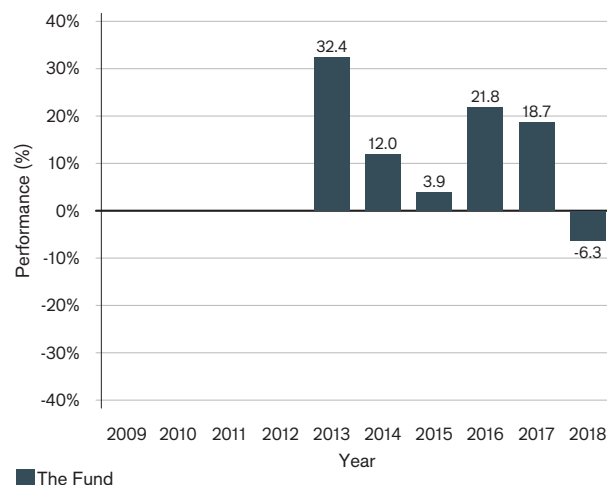
Ongoing Charges	0.84%
-----------------	-------

The ongoing charges are based on last year's expenses for the year ending 30 September 2018. Ongoing charges may vary from year to year.

The figure for ongoing charges excludes portfolio transaction costs, except in the case of an initial charge paid by the Fund when buying shares or units in another fund.

For more information about charges, please see the "Charges" section of the Fund's prospectus.

## Past performance



The past performance is calculated in GBP.

The Fund was launched in July 1991 and the share class was launched in July 2012.

Past performance is not a guide to future performance.

The past performance shown in the chart takes into account all charges except entry charges.

## Practical information

**Depository:** NatWest Trustee and Depository Services Limited.

**To obtain more information:** This Key Investor Information Document may not contain all the information you need.

For the last published price of shares in the Fund, or to obtain the annual/semi-annual report, please visit

[www.janushenderson.com](http://www.janushenderson.com). Documents are available free of charge in English and certain other languages. For a free copy of the Fund's prospectus please contact the registered office of the Fund at 201 Bishopsgate, London EC2M 3AE, UK or your local representative office.

**Tax:** Investors should note that the tax legislation that applies to the Fund may have an impact on the personal tax position of their investment in the Fund.

Contact your adviser to discuss tax treatment, suitability of this investment, and other questions.

**Notices:** Henderson Investment Funds Limited may be held liable solely on the basis of any statement contained in this document that is misleading, inaccurate or inconsistent with the relevant parts of the prospectus for the Fund.

The assets of each sub-fund are segregated, meaning that each sub-fund is insulated from any losses or claims associated with

the other sub-funds.

**To place transaction orders:** You can place orders to buy, sell or switch shares of this Fund by contacting your advisor or distributor, or us directly at Janus Henderson Investors, PO BOX 9023, Chelmsford CM99 2WB or by calling our Investor Services team on 0800 832 832.

Further information about dealing, other share classes of this Fund or other funds in this OEIC may be obtained by visiting [www.janushenderson.com](http://www.janushenderson.com) or found in the Fund's prospectus.

The Fund is authorised in the UK and regulated by the Financial Conduct Authority ("FCA"). Henderson Investment Funds Limited is authorised in the UK and regulated by the FCA.

The details of the up-to-date remuneration policy of the Manager are available at [www.janushenderson.com](http://www.janushenderson.com). A paper copy of the remuneration policy will be made available free of charge upon request. These include a description of how pay and benefits are worked out and the people or committee members responsible for awarding them.

*This Key Investor Information is accurate as at 11 February 2019.*

# KEY INVESTOR INFORMATION

This document provides you with key investor information about this fund. It is not marketing material. The information is required by law to help you understand the nature and the risks of investing in this fund. You are advised to read it so you can make an informed decision about whether to invest.



## Kames Ethical Corporate Bond Fund

a sub-fund of Kames Capital ICVC

Sterling Class B - Accumulation shares (ISIN: GB00B018K352)

This fund is managed by Kames Capital plc. ("the authorised corporate director (ACD)").

### Objectives and investment policy

**Objective:** to provide a combination of income and capital growth over any 7 year period.

**Policy:** The Fund operates an ethical screen which means that the Fund may not invest in particular industries and sectors. In all cases, the investments of the Fund will meet the Fund's predefined ethical criteria. Set out in Appendix D of the Prospectus.

The Fund will invest at least 80% in a portfolio of investment grade corporate bonds issued anywhere in the world.

*Investment grade corporate bonds* are bonds issued by companies whose credit rating is deemed to be investment grade, defined as Baa3 or higher by Moody's Investor Services (Moody's) BBB- or higher by Standard & Poor's (S&P) or BBB- or higher by Fitch or its successors or equivalent or, in the case of unrated bonds, are deemed to have an equivalent rating by the ACD.

The Fund may also invest up to 10% in high yield corporate bonds issued anywhere in the world.

*High yield corporate bonds* are considered by the investment manager to be bonds issued by companies whose credit rating is defined as Ba1 by Moody's or below or BB+ by Standard and Poor's or below, or non-rated debt instruments deemed by the ACD to be of similar credit quality.

Bond investments will be denominated in Sterling.

The Fund is actively managed and the ACD adjusts the Fund's credit exposure and duration (interest rate risk) based on an analysis of the prevailing economic and market conditions.

Subject to its custom-defined ethical criteria, the Fund will also seek to achieve diversification across individual issuers and sectors when constructing the portfolio.

To the extent that the Fund is not fully invested as set out above, the Fund may also invest in other transferable securities, collective investment schemes (up to 10% of Net Asset Value and which may include schemes managed by the ACD or its affiliates), money market instruments, deposits and cash and near cash. It is intended that investment in any other collective investment schemes will be predominately in approved money market instruments.

### Other information

You can buy, sell or exchange the Fund's shares on any business day (see 'Dealing Day' in the Prospectus Definitions for more information).

Income the Fund receives will be reinvested and automatically reflected in the value of your shares.

The Fund is not managed in reference to any index or benchmark. It is expected that the Fund will be held as part of a diversified portfolio which may include other assets such as bonds, equities, property and cash.

### Risk and reward profile

1	2	3	4	5	6	7
Lower risk / potentially lower rewards			Higher risk / potentially higher rewards			

The risk/reward profile shows the risk of investing in the Fund, based on the rate at which its value has changed in the past. This Fund has the above risk/reward rating because bond prices can be affected by political or economic events, changes in exchange rates, and changes in interest rates.

The Fund's category is not guaranteed and may change over time. It is calculated using historical data, which may not be a reliable indication for the future. Category 1 does not mean 'risk free'.

The following risks, which are not, or are not fully, reflected in the risk/reward profile are also relevant to the Fund:

**Credit:** An issuer of bonds may be unable to make payments due to the Fund (known as a default). The value of bonds may fall as default becomes more likely. Both default and expected default may cause the Fund's value to fall. High yield bonds generally offer higher returns because of their higher default risk and investment grade bonds generally offer lower returns because of their lower default risk.

**Liquidity:** The Fund's value may fall if bonds become more difficult to trade or value due to market conditions or a lack of supply and demand. This risk increases where the Fund invests in high yield bonds.

**Interest Rate Risk:** Bond values are affected by changes in interest rates. When interest rates rise, the value of the Fund is likely to fall.

Full details of risks are disclosed in the section 'Risk Factors' in the Prospectus.

## Charges

The charges you pay are used to pay the costs of running the Fund, including the costs of marketing and distributing it. These charges reduce the potential growth of your investment.

### One-off charges taken before or after you invest

Entry charge	0.00%
Exit charge	0.00%

This is the maximum that might be taken out of your money before it is invested / before the proceeds of your investment are paid out.

### Charges taken from the fund over a year

Ongoing charges	0.54%
-----------------	-------

### Charges taken from the fund under certain specific conditions

Performance fee	None
-----------------	------

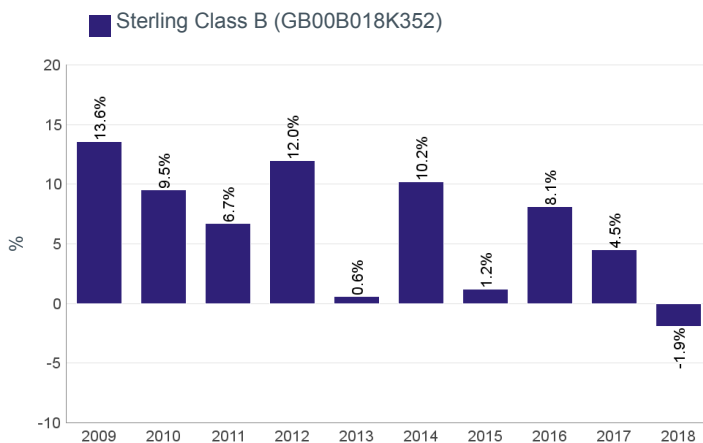
The entry and exit charges shown are the maximum figures, and in some cases you may pay less. You can find out specific charges which apply to your investment by contacting your financial adviser, distributor, or by contacting us using the details given in the Practical Information section.

The ongoing charge is based on expenses for the year to 31 December 2018. This figure may vary from year to year. It excludes any portfolio transaction costs (except in the case of an entry/exit charge paid by the Fund when buying and selling shares in another fund).

Switches or Conversion: 1st 4 in any calendar year are free, and subject to a charge of 1.5% on each transaction thereafter.

More detailed information on charges can be found in the 'Fees and Expenses' section of the Prospectus.

## Past performance



Past performance is not a guide to future performance.

Fund launch date: 28 April 2000

Share class launch date: 03 June 2004

Performance is calculated in GBP.

The past performance calculation does not take into account the entry and exit charges but does take into account the ongoing charge, as shown in the 'Charges' section.

Source: Lipper

Source: Lipper

## Practical information

Kames Capital ICVC is a UCITS scheme structured as an umbrella company with various sub-funds, with segregated liability between sub-funds. This document describes one sub-fund of the UCITS; the Prospectus and the Report and Accounts are prepared for the entire UCITS.

You can exchange your holdings into another share class of the Fund, or another sub-fund of the UCITS, at any time. More detailed information on exchanging can be found in the 'Buying, Redeeming, Switching and Conversion of Shares' section of the Prospectus.

The assets and liabilities of the Fund are segregated by law. Accordingly, the assets of this Fund belong exclusively to it and may not be used to meet the liabilities of, or claims against, any other fund within the Kames Capital ICVC. Any liability incurred on behalf of, or attributable to, the Fund shall be discharged solely out of the assets of the Fund.

The depositary is Citibank Europe plc, UK Branch.

The prices of shares will be published daily on our website ([www.kamescapital.com](http://www.kamescapital.com)).

Further information about the Fund and copies of the Prospectus and the latest Annual and Semi-Annual Report and Accounts can be obtained, free of charge, on our website ([www.kamescapital.com](http://www.kamescapital.com)) or by calling 0800 358 3009. These documents are available in English.

You should be aware that tax legislation in the UK (where the Fund is authorised) may have an impact on your personal tax position.

Kames Capital plc may be held liable solely on the basis of any statement contained in this document that is misleading, inaccurate or inconsistent with the relevant parts of the Prospectus.

Details of the up to date remuneration policy of Kames Capital plc ("the Company") including but not limited to, a description of how remuneration and benefits are calculated, the identity of persons responsible for awarding the remuneration and benefits, are available at [www.kamescapital.com](http://www.kamescapital.com). A paper copy will be available free of charge upon request at the registered office of the Company.



# LIONTRUST

## SUSTAINABLE FUTURE CORPORATE BOND FUND

### KEY INVESTOR INFORMATION DOCUMENT

This document provides you with key investor information about this Fund. It is not marketing material. The information is required by law to help you understand the nature and the risks of investing in this Fund. You are advised to read it so you can make an informed decision about whether to invest.

Liontrust Sustainable Future Corporate Bond Fund is a sub-fund of the Liontrust Sustainable Future ICVC and categorised as a UCITS scheme. This document is based upon Retail class units (6 Acc Class) (ISIN: GB00B8BPH312). This Fund is managed by Liontrust Fund Partners LLP, a subsidiary of Liontrust Asset Management PLC.

### Objective

- To provide a higher long-term return than UK Government bonds. Although there is some potential for the capital value of the Fund to grow, over the long term (five years or more) most of the returns are likely to be in the form of income.

### Policy

- The Fund holds investment grade sterling corporate bonds, government bonds, and non-sterling investment grade corporate bonds. Relevant mainstream fixed income derivative instruments are held for the purpose of reducing risk.
- The Fund will predominately invest in investment grade bonds (over 80%), although is also permitted to invest up to 20% in sub-investment grade rated bonds that may offer a higher income but at greater risk to their capital value.
- The Fund will focus on issuers that demonstrate high levels of ESG and/or that will benefit from the shift towards a more sustainable economic system.
- Consistent with the Investment Association's Sterling Corporate Bond sector rules, 80% of the bonds in the Fund will be priced in sterling, or hedged back into sterling (hedging is a technique to negate the impact of any adverse exchange rate movements).
- The Fund is permitted to have a maximum aggregated unhedged currency exposure of 5%.
- The Fund may use derivatives to protect against market or currency movements, to reduce costs, or for investment purposes. The use of derivatives is subject to Liontrust's derivative policy.

### Recommendation

- This Fund may not be appropriate for investors who plan to withdraw their money within 5 years.

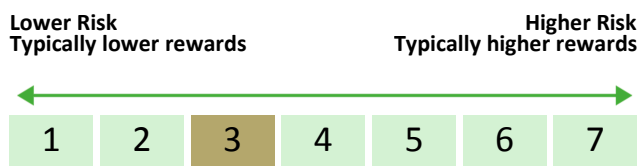
### How to buy

- You may buy or sell shares on a daily basis (but not weekends or Bank Holidays). Orders must be received by 12:00 midday for execution at 12:00 midday valuation point on the same day. Further details can be found at [www.liontrust.co.uk/How to invest](http://www.liontrust.co.uk/How to invest).

### Investment process

- Macroeconomic analysis is used to determine our top-down view of the world and this helps shape all aspects of our portfolio construction and appetite for risk.
- After this, we aim to focus on high-quality issuers and believe this can enable us to reduce bond-specific risk. Our assessment of quality is a distinctive part of our process, whereby we combine traditional credit analysis with a detailed sustainability assessment based upon our proprietary model that focuses on ESG that may impact upon the issuer.
- The fund managers assess individual bonds for whether they believe the bonds offer attractive long-term returns and for absolute and relative valuations. Simply put, there is no point in investing in a bond merely because it is cheap relative to others in the sector if we believe the total returns are not attractive to the end investor.
- Rather than focusing on lower credit quality issuers, we seek the best value bonds issued by the high quality issuers that we have identified, looking at bonds issued across the capital structure, along the maturity curve, or issued into the primary credit markets (UK, US and Europe).
- We believe this approach is consistent with our principal aim of delivering attractive long-term returns to our clients.

### Risk and reward profile



- This Synthetic Risk and Reward Indicator (SRRI) is based on historical data and may not be relied upon to gauge the future risk profile of the Fund.
- The SRRI shown is not guaranteed to remain the same and may shift over time.
- The lowest category (1) does not mean 'risk free'.
- The Fund's risk and reward category has been calculated using the methodology set by the European Commission. It is based upon the rate by which the Fund or a representative fund or index's value has moved up and down in the past.
- The Fund is categorised 3 because funds of this type have experienced average rises and falls in value in the past.
- Fluctuations in interest rates are likely to affect the value of the bonds and other fixed-interest securities held by the Fund. If long-term interest rates rise, the value of your shares is likely to fall.
- The Fund can invest in derivatives. Derivatives are used to protect against currencies, credit and interest rates move or for investment purposes. There is a risk that losses could be made on derivative positions or that the counterparties could fail to complete on transactions.
- The value of these securities will fall if the issuer is unable to repay their debt or has their credit rating reduced. Generally, the higher perceived credit risk of the issuer, the higher the rate of interest.

# LIONTRUST

## SUSTAINABLE FUTURE CORPORATE BOND FUND

### Charges for this fund

- The charges you pay are used to pay the costs of running the Fund, including the costs of marketing and distributing it. These charges reduce the potential growth of your investment.

One-off charges taken before or after you invest	
Entry charge	None
Exit charge	None

- This is the maximum that might be taken out of your money before it is invested.

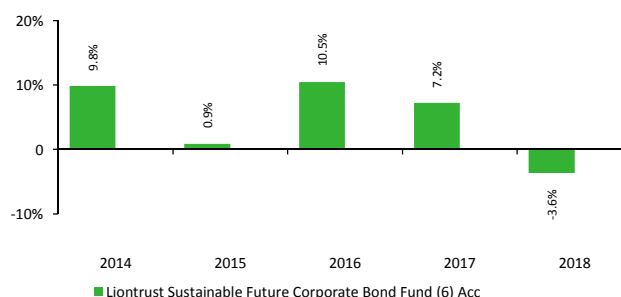
Charges taken from the Fund over the year	
Ongoing charges	0.65%

Charges taken from the Fund under certain specific circumstances	
Performance fee	None

### Past performance

- Past performance is not a guide to future performance.
- Past performance has been calculated on the basis that any distributable income of the Fund has been reinvested.
- The past performance shown in the chart takes into account all charges except entry and exit charges.
- The Fund launched on 19 February 2001.
- The base currency of the Fund is pounds sterling.
- The 6 Acc share class was launched on 01 February 2013.

- The entry and exit charges shown are maximum figures. In some cases you might pay less – you can find this out from your financial adviser or fund platform if you are not using a financial adviser.
- The ongoing charges figure is based on expenses as at 31 December 2018. This figure may vary from year to year. It excludes:
  - portfolio transaction costs, except in the case of an entry/exit charge paid by the UCITS when buying or selling units/shares in another collective investment undertaking.
- For more information about charges, please see the Charges and Expenses section of the Fund's prospectus, which is available electronically at [www.liontrust.co.uk/Literature/DownloadLiterature](http://www.liontrust.co.uk/Literature/DownloadLiterature).



### Practical information

Authorisation	This Fund is authorised in the UK and regulated by the Financial Conduct Authority.
Depository	The Fund's Depository is Bank of New York Mellon (International) Ltd.
Investment Adviser	Liontrust Investment Partners LLP
Further information	Copies of the prospectus and the latest annual and half-yearly reports, which are the primary source of additional information, are available, without charge, from Liontrust Fund Partners LLP, 2 Savoy Court, London, WC2R, 0EZ. They are also available electronically at <a href="http://www.liontrust.co.uk/Literature/DownloadLiterature">www.liontrust.co.uk/Literature/DownloadLiterature</a> .
Taxation	UK tax legislation may have an impact upon your own personal tax position.
Fund prices and other information	The Fund's last published price is available from Liontrust Fund Partners LLP at <a href="http://www.liontrust.co.uk/Products/FundPrices">www.liontrust.co.uk/Products/FundPrices</a> or by writing to us at 2 Savoy Court, London, WC2R 0EZ or by telephoning 0344 892 0349 during business hours (9.00am – 5.00pm).
Remuneration	Information on the current remuneration policy of the Fund, including a description of how remuneration and benefits are calculated and the identity of persons responsible for awarding the remuneration and benefits, is available at <a href="http://www.liontrust.co.uk">www.liontrust.co.uk</a> . A paper copy of this information is available free of charge upon request from Liontrust Fund Partners LLP at 2 Savoy Court, London, WC2R 0EZ.

# LIONTRUST

## SUSTAINABLE FUTURE EUROPEAN GROWTH FUND

### KEY INVESTOR INFORMATION DOCUMENT

This document provides you with key investor information about this Fund. It is not marketing material. The information is required by law to help you understand the nature and the risks of investing in this Fund. You are advised to read it so you can make an informed decision about whether to invest.

Liontrust Sustainable Future European Growth Fund is a sub-fund of the Liontrust Sustainable Future ICVC and categorised as a UCITS scheme. This document is based upon Retail class units (2 Acc Class) (ISIN: GB0030029390). This Fund is managed by Liontrust Fund Partners LLP, a subsidiary of Liontrust Asset Management PLC.

#### Objective

- To produce long-term capital growth (over five years or more) by investing in a broad range of European companies.

#### Policy

- Typically at least 80% of the Fund will be invested in the shares of European companies.
- Investments in the European bond market may also be made from time to time.
- The Fund will only invest in companies that meet defined ethical considerations and will benefit from improvements in environmental standards and a shift towards a more sustainable economic system.

#### Recommendation

- This Fund may not be appropriate for investors who plan to withdraw their money within 5 years.

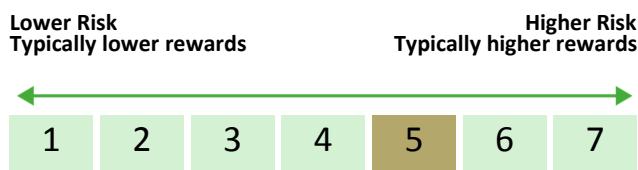
#### How to buy

- You may buy or sell shares on a daily basis (but not weekends or Bank Holidays). Orders must be received by 12:00 midday for execution at 12:00 midday valuation point on the same day. Further details can be found at [www.liontrust.co.uk/How to invest](http://www.liontrust.co.uk/How to invest).

#### Investment process

- In a fast-changing world, we believe the companies that will thrive are those which a) improve people's quality of life, be it through medical, technological or educational advances, b) drive improvements in the efficiency with which we use increasingly scarce resources and c) help to build a more stable, resilient and prosperous economy.
- The process seeks to invest in high-quality organisations with robust business fundamentals, strong management and attractive valuations.
- Our assessment of quality is a distinctive part of our process. For us, high-quality companies must exhibit the following three characteristics: excellent management and core products or services that are making a positive contribution to society, strong growth prospects, and the ability to translate these into leading returns on equity.
- For each company, we determine the key environmental, social and governance (ESG) factors that are important indicators of future success, and assess how well these are managed. We do this through our proprietary sustainability matrix.
- We also seek strong and dependable growth prospects due to alignment with our themes. Our research has identified 20 areas of long-term growth within economies. These are our themes and we believe companies exposed to these are likely to see stronger and more persistent performance than those that are not.

#### Risk and reward profile



- This Synthetic Risk and Reward Indicator (SRRI) is based on historical data and may not be relied upon to gauge the future risk profile of the Fund.
- The SRRI shown is not guaranteed to remain the same and may shift over time.
- The lowest category (1) does not mean 'risk free'.
- The Fund's risk and reward category has been calculated using the methodology set by the European Commission. It is based upon the rate by which the Fund or a representative fund or index's value has moved up and down in the past.
- The Fund is categorised 5 primarily due to its exposure to European (ex UK) equities.
- The SRRI may not fully take into account the following risks:
  - that a company may fail thus reducing its value within the Fund;
  - any company which has high overseas earnings may carry a higher currency risk;
  - any overseas investments may carry a higher currency risk. They are valued by reference to their local currency which may move up or down when compared to the currency of the Fund.
- The Fund may, under certain circumstances, make use of derivative instruments but it is not intended that their use will materially affect volatility.
- Counterparty risk: any derivative contract, including FX hedging, may be at risk if the counterparty fails.
- For full details of the Fund's risks, please see the prospectus which may be obtained from Liontrust (address overleaf) or online at [www.liontrust.co.uk](http://www.liontrust.co.uk).

# LIONTRUST

## SUSTAINABLE FUTURE EUROPEAN GROWTH FUND

### Charges for this fund

- The charges you pay are used to pay the costs of running the Fund, including the costs of marketing and distributing it. These charges reduce the potential growth of your investment.

One-off charges taken before or after you invest	
Entry charge	None
Exit charge	None

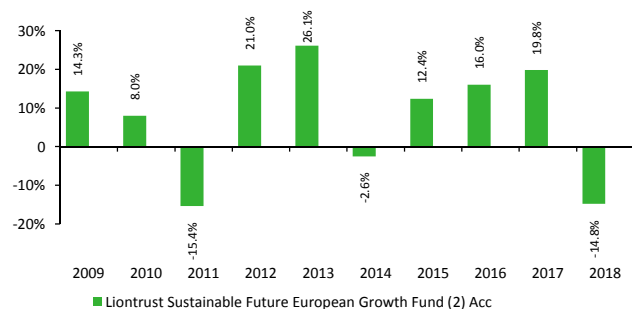
- This is the maximum that might be taken out of your money before it is invested.

Charges taken from the Fund over the year	
Ongoing charges	0.93%

Charges taken from the Fund under certain specific circumstances	
Performance fee	None

### Past performance

- Past performance is not a guide to future performance.
- Past performance has been calculated on the basis that any distributable income of the Fund has been reinvested.
- The past performance shown in the chart takes into account all charges except entry and exit charges.
- The Fund launched on 19 February 2001.
- The base currency of the Fund is pounds sterling.
- The 2 Acc share class was launched on 19 February 2001.



### Practical information

Authorisation	This Fund is authorised in the UK and regulated by the Financial Conduct Authority.
Depository	The Fund's Depository is Bank of New York Mellon (International) Ltd.
Investment Adviser	Liontrust Investment Partners LLP
Further information	Copies of the prospectus and the latest annual and half-yearly reports, which are the primary source of additional information, are available, without charge, from Liontrust Fund Partners LLP, 2 Savoy Court, London, WC2R, 0EZ. They are also available electronically at <a href="http://www.liontrust.co.uk/Literature/DownloadLiterature">www.liontrust.co.uk/Literature/DownloadLiterature</a> .
Taxation	UK tax legislation may have an impact upon your own personal tax position.
Fund prices and other information	The Fund's last published price is available from Liontrust Fund Partners LLP at <a href="http://www.liontrust.co.uk/Products/FundPrices">www.liontrust.co.uk/Products/FundPrices</a> or by writing to us at 2 Savoy Court, London, WC2R 0EZ or by telephoning 0344 892 0349 during business hours (9.00am – 5.00pm).
Remuneration	Information on the current remuneration policy of the Fund, including a description of how remuneration and benefits are calculated and the identity of persons responsible for awarding the remuneration and benefits, is available at <a href="http://www.liontrust.co.uk">www.liontrust.co.uk</a> . A paper copy of this information is available free of charge upon request from Liontrust Fund Partners LLP at 2 Savoy Court, London, WC2R 0EZ.



# LIONTRUST

## SUSTAINABLE FUTURE GLOBAL GROWTH FUND

### KEY INVESTOR INFORMATION DOCUMENT

This document provides you with key investor information about this Fund. It is not marketing material. The information is required by law to help you understand the nature and the risks of investing in this Fund. You are advised to read it so you can make an informed decision about whether to invest.

Liontrust Sustainable Future Global Growth Fund is a sub-fund of the Liontrust Sustainable Future ICVC and categorised as a UCITS scheme. This document is based upon Retail class units (2 Acc Class) (ISIN: GB0030030067). This Fund is managed by Liontrust Fund Partners LLP, a subsidiary of Liontrust Asset Management PLC.

#### Objective

- To provide long-term capital growth (over five years or more) by investing in a broad range of companies from around the world.

#### Policy

- Typically at least 90% of the Fund will be invested in the shares of global companies, with up to 10% in bonds and cash.
- The Fund will only invest in companies that meet defined ethical considerations and will benefit from improvements in environmental standards and a shift towards a more sustainable economic system.

#### Recommendation

- This Fund may not be appropriate for investors who plan to withdraw their money within 5 years.

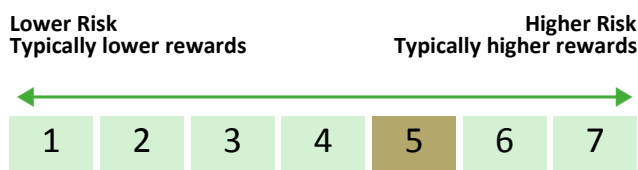
#### How to buy

- You may buy or sell shares on a daily basis (but not weekends or Bank Holidays). Orders must be received by 12:00 midday for execution at 12:00 midday valuation point on the same day. Further details can be found at [www.liontrust.co.uk/How](http://www.liontrust.co.uk/How) to invest.

#### Investment process

- In a fast-changing world, we believe the companies that will thrive are those which a) improve people's quality of life, be it through medical, technological or educational advances, b) drive improvements in the efficiency with which we use increasingly scarce resources and c) help to build a more stable, resilient and prosperous economy.
- The process seeks to invest in high-quality organisations with robust business fundamentals, strong management and attractive valuations.
- Our assessment of quality is a distinctive part of our process. For us, high-quality companies must exhibit the following three characteristics: excellent management and core products or services that are making a positive contribution to society, strong growth prospects, and the ability to translate these into leading returns on equity.
- For each company, we determine the key environmental, social and governance (ESG) factors that are important indicators of future success, and assess how well these are managed. We do this through our proprietary sustainability matrix.
- We also seek strong and dependable growth prospects due to alignment with our themes. Our research has identified 20 areas of long-term growth within economies. These are our themes and we believe companies exposed to these are likely to see stronger and more persistent performance than those that are not.

#### Risk and reward profile



- This Synthetic Risk and Reward Indicator (SRRI) is based on historical data and may not be relied upon to gauge the future risk profile of the Fund.
- The SRRI shown is not guaranteed to remain the same and may shift over time.
- The lowest category (1) does not mean 'risk free'.
- The Fund's risk and reward category has been calculated using the methodology set by the European Commission. It is based upon the rate by which the Fund or a representative fund or index's value has moved up and down in the past.
- The Fund is categorised 5 primarily due to its exposure to global equities.
- The SRRI may not fully take into account the following risks:
  - that a company may fail thus reducing its value within the Fund;
  - any company which has high overseas earnings may carry a higher currency risk;
  - any overseas investments may carry a higher currency risk. They are valued by reference to their local currency which may move up or down when compared to the currency of the Fund.
- The Fund may, under certain circumstances, make use of derivative instruments but it is not intended that their use will materially affect volatility.
- Fluctuations in interest rates are likely to affect the value of the bonds and other fixed-interest securities held by the Fund. If long-term interest rates rise, the value of your shares is likely to fall.
- Counterparty risk: any derivative contract, including FX hedging, may be at risk if the counterparty fails.
- For full details of the Fund's risks, please see the prospectus which may be obtained from Liontrust (address overleaf) or online at [www.liontrust.co.uk](http://www.liontrust.co.uk).

# LIONTRUST

## SUSTAINABLE FUTURE GLOBAL GROWTH FUND

### Charges for this fund

- The charges you pay are used to pay the costs of running the Fund, including the costs of marketing and distributing it. These charges reduce the potential growth of your investment.

One-off charges taken before or after you invest	
Entry charge	None
Exit charge	None

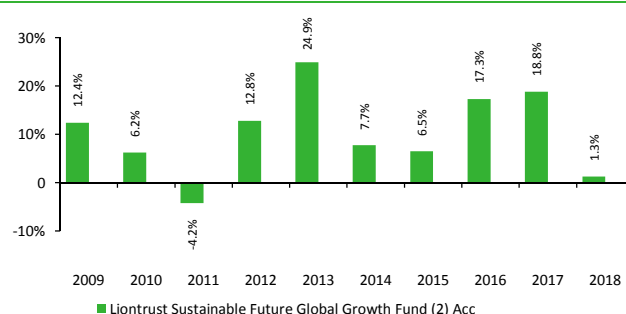
- This is the maximum that might be taken out of your money before it is invested.

Charges taken from the Fund over the year	
Ongoing charges	0.93%

Charges taken from the Fund under certain specific circumstances	
Performance fee	None

### Past performance

- Past performance is not a guide to future performance.
- Past performance has been calculated on the basis that any distributable income of the Fund has been reinvested.
- The past performance shown in the chart takes into account all charges except entry and exit charges.
- The Fund launched on 19 February 2001.
- The base currency of the Fund is pounds sterling.
- The 2 Acc share class was launched on 19 February 2001.



### Practical information

Authorisation	This Fund is authorised in the UK and regulated by the Financial Conduct Authority.
Depository	The Fund's Depository is Bank of New York Mellon (International) Ltd.
Investment Adviser	Liontrust Investment Partners LLP
Further information	Copies of the prospectus and the latest annual and half-yearly reports, which are the primary source of additional information, are available, without charge, from Liontrust Fund Partners LLP, 2 Savoy Court, London, WC2R, 0EZ. They are also available electronically at <a href="http://www.liontrust.co.uk/Literature/DownloadLiterature">www.liontrust.co.uk/Literature/DownloadLiterature</a> .
Taxation	UK tax legislation may have an impact upon your own personal tax position.
Fund prices and other information	The Fund's last published price is available from Liontrust Fund Partners LLP at <a href="http://www.liontrust.co.uk/Products/FundPrices">www.liontrust.co.uk/Products/FundPrices</a> or by writing to us at 2 Savoy Court, London, WC2R 0EZ or by telephoning 0344 892 0349 during business hours (9.00am – 5.00pm).
Remuneration	Information on the current remuneration policy of the Fund, including a description of how remuneration and benefits are calculated and the identity of persons responsible for awarding the remuneration and benefits, is available at <a href="http://www.liontrust.co.uk">www.liontrust.co.uk</a> . A paper copy of this information is available free of charge upon request from Liontrust Fund Partners LLP at 2 Savoy Court, London, WC2R 0EZ.

# LIONTRUST

## SUSTAINABLE FUTURE UK GROWTH FUND

### KEY INVESTOR INFORMATION DOCUMENT

This document provides you with key investor information about this Fund. It is not marketing material. The information is required by law to help you understand the nature and the risks of investing in this Fund. You are advised to read it so you can make an informed decision about whether to invest.

Liontrust Sustainable Future UK Growth Fund is a sub-fund of the Liontrust Sustainable Future ICVC and categorised as a UCITS scheme. This document is based upon Retail class units (2 Acc Class) (ISIN: GB0030028764). This Fund is managed by Liontrust Fund Partners LLP, a subsidiary of Liontrust Asset Management PLC.

#### Objective

- To provide long-term capital growth (over five years or more) by investing in a broad range of UK companies.

#### Policy

- At least 80% of the Fund will typically be invested in the shares of UK companies.
- Investments in the UK bond market may also be made from time to time.
- The Fund will only invest in companies that meet defined ethical considerations and will benefit from improvements in environmental standards and a shift towards a more sustainable economic system.

#### Recommendation

- This Fund may not be appropriate for investors who plan to withdraw their money within 5 years.

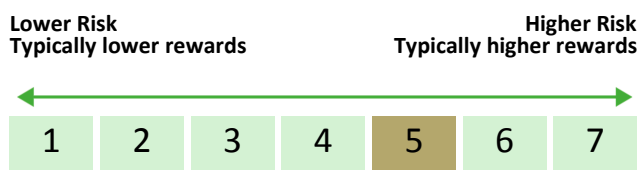
#### How to buy

- You may buy or sell shares on a daily basis (but not weekends or Bank Holidays). Orders must be received by 11:59am for execution at 12:00 midday valuation point on the same day. Further details can be found at [www.liontrust.co.uk/How to invest](http://www.liontrust.co.uk/How to invest).

#### Investment process

- In a fast-changing world, we believe the companies that will thrive are those which a) improve people's quality of life, be it through medical, technological or educational advances, b) drive improvements in the efficiency with which we use increasingly scarce resources and c) help to build a more stable, resilient and prosperous economy.
- The process seeks to invest in high-quality organisations with robust business fundamentals, strong management and attractive valuations.
- Our assessment of quality is a distinctive part of our process. For us, high-quality companies must exhibit the following three characteristics: excellent management and core products or services that are making a positive contribution to society, strong growth prospects, and the ability to translate these into leading returns on equity.
- For each company, we determine the key environmental, social and governance (ESG) factors that are important indicators of future success, and assess how well these are managed. We do this through our proprietary sustainability matrix.
- We also seek strong and dependable growth prospects due to alignment with our themes. Our research has identified 20 areas of long-term growth within economies. These are our themes and we believe companies exposed to these are likely to see stronger and more persistent performance than those that are not.

#### Risk and reward profile



- This Synthetic Risk and Reward Indicator (SRRI) is based on historical data and may not be relied upon to gauge the future risk profile of the Fund.
- The SRRI shown is not guaranteed to remain the same and may shift over time.
- The lowest category (1) does not mean 'risk free'.
- The Fund's risk and reward category has been calculated using the methodology set by the European Commission. It is based upon the rate by which the Fund or a representative fund or index's value has moved up and down in the past.
- The Fund is categorised 5 because funds of this type have experienced medium to high rises and falls in value in the past.
- The Fund can invest in derivatives. Derivatives are used to protect against currencies, credit and interest rates move or for investment purposes. There is a risk that losses could be made on derivative positions or that the counterparties could fail to complete on transactions.
- The Fund may invest in companies listed on the Alternative Investment Market (AIM) which is primarily for emerging or smaller companies. The rules are less demanding than those of the official List of the London Stock Exchange and therefore companies listed on AIM may carry a greater risk than a company with a full listing.
- The Fund will invest in smaller companies and may invest a small proportion (less than 10%) of the Fund in unlisted securities. There may be liquidity constraints in these securities from time to time, i.e. in certain circumstances, the fund may not be able to sell a position for full value or at all in the short term. This may affect performance and could cause the fund to defer or suspend redemptions of its shares.

# LIONTRUST

## SUSTAINABLE FUTURE UK GROWTH FUND

### Charges for this fund

- The charges you pay are used to pay the costs of running the Fund, including the costs of marketing and distributing it. These charges reduce the potential growth of your investment.

One-off charges taken before or after you invest	
Entry charge	None
Exit charge	None

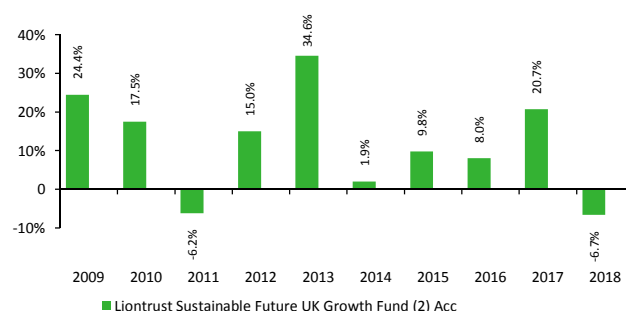
- This is the maximum that might be taken out of your money before it is invested.

Charges taken from the Fund over the year	
Ongoing charges	0.91%

Charges taken from the Fund under certain specific circumstances	
Performance fee	None

### Past performance

- Past performance is not a guide to future performance.
- Past performance has been calculated on the basis that any distributable income of the Fund has been reinvested.
- The past performance shown in the chart takes into account all charges except entry and exit charges.
- The Fund launched on 19 February 2001.
- The base currency of the Fund is pounds sterling.
- The 2 Acc share class was launched on 19 February 2001.



### Practical information

Authorisation	This Fund is authorised in the UK and regulated by the Financial Conduct Authority.
Depository	The Fund's Depository is Bank of New York Mellon (International) Ltd.
Investment Adviser	Liontrust Investment Partners LLP
Further information	Copies of the prospectus and the latest annual and half-yearly reports, which are the primary source of additional information, are available, without charge, from Liontrust Fund Partners LLP, 2 Savoy Court, London, WC2R, 0EZ. They are also available electronically at <a href="http://www.liontrust.co.uk/Literature/DownloadLiterature">www.liontrust.co.uk/Literature/DownloadLiterature</a> .
Taxation	UK tax legislation may have an impact upon your own personal tax position.
Fund prices and other information	The Fund's last published price is available from Liontrust Fund Partners LLP at <a href="http://www.liontrust.co.uk/Products/FundPrices">www.liontrust.co.uk/Products/FundPrices</a> or by writing to us at 2 Savoy Court, London, WC2R 0EZ or by telephoning 0344 892 0349 during business hours (9.00am – 5.00pm).
Remuneration	Information on the current remuneration policy of the Fund, including a description of how remuneration and benefits are calculated and the identity of persons responsible for awarding the remuneration and benefits, is available at <a href="http://www.liontrust.co.uk">www.liontrust.co.uk</a> . A paper copy of this information is available free of charge upon request from Liontrust Fund Partners LLP at 2 Savoy Court, London, WC2R 0EZ.



This document provides you with key investor information about this fund. It is not marketing material. The information is required by law to help you understand the nature and the risks of investing in this fund. You are advised to read it so you can make an informed decision about whether to invest.

## Rathbone Ethical Bond Fund (I-Class)

Fund Manager: Rathbone Unit Trust Management Limited

Accumulation units ISIN: GB00B77DQT14

Income units ISIN: GB00B7FQJT36

### Objectives and investment policy

The fund's objective is to seek regular, above-average income.

Under normal circumstances, the fund invests mainly in bonds and bond market instruments that meet strict ethical and financial criteria.

The fund may also invest in other securities permitted by UCITS regulations. The fund may use investment techniques and derivatives for efficient portfolio management (including hedging).

The fund is managed at the fund manager's discretion without reference to any benchmark. The manager uses its own analysis to identify those individual bonds that can offer the best overall combination of price, risk, income and also meet established ethical standards.

**Designed for:** Investors who understand the fund risks, want an investment that focuses on income, and intend to invest their money for at least five years.

You can buy and sell units on each business day of the fund between 9am and 5pm.

The fund offers accumulation units (units in which any income payable by the fund is reinvested) and income units (units in which any income received in the fund will be paid to the unitholder).

### Terms to understand

**Bonds:** Securities that represent an obligation to repay a debt, along with interest.

**Derivatives:** Financial instruments whose value is linked to one or more rates, indices, share prices or other values.

**Hedging:** Using techniques to partially cancel out risks.

### Risk and reward profile



Lower potential risk/reward

Higher potential risk/reward

(Not risk-free)

This indicator is a measure of the fund's past volatility (the extent and rapidity of up-and-down movements of the value of an investment). It may not be a reliable indication of the fund's future risk. The risk category shown is not a target or a guarantee and may change over time.

The risk indicator for this fund reflects the following:

- The emphasis on income helps the manager to maintain a moderate risk profile for the fund.

The value of investments in the fund and the income from them may go down as well as up and you may not get back your original investment when you sell your units.

During unusual market conditions, the risks normally experienced by the fund may increase significantly, and in addition, the fund may be subject to the following risks:

**Counterparty risk:** The fund could lose money if an entity with which it does business becomes unwilling or unable to honour its obligations to the fund.

**Currency risk:** Changes in currency exchange rates could adversely affect fund performance.

**Default risk:** The issuers of certain bonds could become unable to make payments on their bonds.

**Liquidity risk:** During difficult market conditions, some securities may become hard to value or sell at a desired price.

**Management risk:** Investment management techniques that have worked well in normal market conditions could prove ineffective or detrimental in extreme market conditions.

## Charges for this fund

The fund manager receives an annual fee, which is included in the ongoing charges shown below. You may be eligible for lower entry charges than the maximum shown; ask your financial adviser. Ongoing charges are the same for all investors in the same class. The charges shown below are based on actual fees and expenses for the year ending 31 March 2019.

### One-off charges taken before or after you invest:

Entry charge	none
Exit charge	none

### Charges taken from the fund over a year:

Ongoing charges	0.67% (Acc units); 0.67% (Inc units)
-----------------	--------------------------------------

### Charges taken from the fund under specific conditions:

Performance fee	none
-----------------	------

For more information about charges, please see the "Charges" section of the fund's Prospectus, available by calling the Information Line or emailing [rutm@rathbones.com](mailto:rutm@rathbones.com).

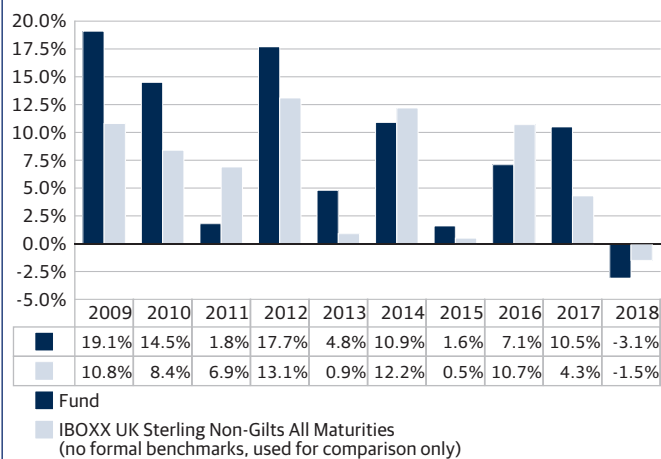
## Past performance

Basis of performance: bid to bid, net income reinvested.

Fund inception: 14 May 2002. I-Class units were launched 1st March 2012. Performance is based on the prices for R-Class units prior to that date.

Past performance should not be seen as an indication of future performance.

### Rathbone Ethical Bond Fund (I-Class)



Source: Financial Express and Rathbones

## Practical information

**Trustee:** NatWest Trustee and Depositary Services

**Additional information:** This Key Investor Information Document (KIID) may not contain all the information you need. For additional information on the fund (including the Supplementary Information Document), on other units of this fund and on other funds, or to obtain a free copy of the fund's Prospectus or the annual and semi-annual unitholder reports, call the Information Line or write to the registered office, at the address below. Alternatively, visit [rathbonefunds.com](http://rathbonefunds.com). The Prospectus and unitholder reports are in English.

For fund performance and most recent unit price, go to [rathbonefunds.com](http://rathbonefunds.com).

The up-to-date remuneration policy of the fund manager, including, but not limited to, a description of how remuneration and benefits are calculated, the identity of persons responsible for awarding the remuneration and benefits, including the composition of the remuneration committee, is available free of charge upon request at the fund manager's registered office. A summary thereof is available on [rathbonefunds.com/literature-item/uk-and-sicav-rathbone-ut-remuneration-policy](http://rathbonefunds.com/literature-item/uk-and-sicav-rathbone-ut-remuneration-policy).

**Tax:** Investors should note that the tax legislation that applies to the fund may have an impact on the personal tax position of their investment in the fund.

Contact your adviser to discuss tax treatment and the suitability of this investment.

**Notices:** Rathbone Unit Trust Management Limited may be held liable solely on the basis of any statement contained in this document that is misleading, inaccurate or inconsistent with the relevant parts of the Prospectus for the fund.

**Address:** Rathbone Unit Trust Management Limited  
8 Finsbury Circus, London EC2M 7AZ

**Information line:** 020 7399 0399

**Telephone:** 020 7399 0000

**Facsimile:** 020 7399 0057

**Email:** [rutm@rathbones.com](mailto:rutm@rathbones.com)

**Website:** [rathbonefunds.com](http://rathbonefunds.com)

A member of the Rathbone Group. Registered No. 2376568

**Publication date:** This Key Investor Information Document is accurate as at 4 July 2019.

This fund and Rathbone Unit Trust Management Limited are authorised and regulated by the Financial Conduct Authority (FCA).

This document provides you with key investor information about this fund. It is not marketing material. The information is required by law to help you understand the nature and the risks of investing in this fund. You are advised to read it so you can make an informed decision about whether to invest.

## Royal London Cash Plus Fund (Accumulation - Class Y Shares)

A sub-fund of Royal London Bond Funds ICVC ISIN: GB00BMNR1H58

Managed by Royal London Unit Trust Managers Limited

### Objectives and investment policy

**Objective** The investment objective of the fund is to produce capital growth and income in excess of its benchmark, SONIA, over rolling 12 month periods.

**Policy** The Fund invests in cash, deposits, money market instruments and government bonds with shorter maturities. The Fund may use derivatives, but for efficient portfolio management purposes only. Where relevant, investments will be screened to ensure they meet the Fund's predefined ethical criteria.

**Recommendation** Investors who seek income or a short-term investment option.

### Concepts to understand

**Bonds** Securities that represent an obligation to repay a debt, with interest. Investment grade bonds are high quality bonds that are viewed as being highly likely to make all scheduled payments of interest and principal. Low quality bonds carry higher risk but also typically pay higher rates of interest.

**Derivative** A financial instrument whose price is dependent upon or derived from one or more underlying asset.

**Efficient Portfolio Management** An investment technique that allows the use of derivatives for at least one of the following purposes: to increase the value of the Fund; to protect the value of the Fund or to reduce the risks of certain investments.

**Money market instruments** Investments that pay interest, have a short duration and are designed to maintain a stable value.

*You can buy and sell your shares on each working day, except public holidays, at 12:00 noon if you tell us before 12:00 noon that you want to do so. Instructions received after 12:00 noon will be processed at 12:00 noon on the following working day.*

Other share classes may be available as described in the Prospectus. If this is an income share class, any income will be paid out to you. If this is an accumulation share class, any income will be reinvested in the Fund.

### Risk and reward profile



Lower risk

Higher risk

Typically lower rewards

Typically higher rewards

The Fund is ranked in risk category 2 because its unit price has shown a low level of volatility historically. The SRR1 was calculated using some synthetic data and may not be a reliable indication of the future risk profile. As an investment, money market instruments are typically less volatile than bonds and shares.

The risk and reward indicator is not a measure of the expected rise or fall in capital but shows how sharply the Fund's share price has gone up and down historically.

A fund whose share price has experienced sharp or large increases or decreases will sit in a higher risk category, whereas a fund whose share price has experienced small or gradual increases or decreases will sit in a lower risk category.

The indicator is calculated using a standard methodology that is used by all companies offering such funds in Europe.

The risk/reward indicator is an estimate and not a guarantee. Going forward, the Fund's actual volatility could be higher or lower, and its rated risk/reward profile could change. The lowest risk category does not mean the investment is risk free.

The risk indicator does not adequately capture the following risks, which are materially relevant to the Fund:

**Counterparty Risk** Market counterparties could become unable to make interest payments or repay debt. As such the value of the Fund will fall in the event of a counterparty default. In general investments that pay a higher level of income usually reflect a lower counterparty credit rating because of the increased risk of default.

**Interest Rate Risk** Fixed interest securities are particularly affected by trends in interest rates and inflation. If interest rates go up, the value of capital may fall, and vice versa. Inflation will also decrease the real value of capital.

*For more about fund risks, see the "Risk Factors" section in the Prospectus ([www.rlam.co.uk/Home/Individual-Investor/Fund-Performance-Prices/](http://www.rlam.co.uk/Home/Individual-Investor/Fund-Performance-Prices/))*

## Charges

The charges you pay are used to pay the costs of running the Fund, including the costs of marketing and distributing the Fund. These charges reduce the potential growth of the investment.

### One-off charges taken before or after you invest:

**Entry charge** 0.00%

**Exit charge** 0.00%

### Charges taken from the fund over a year:

**Ongoing charge** 0.15%

### Charges taken from the fund under specific conditions:

**Performance fee** none

The entry and exit charge is the maximum that might be taken out of your money before it is invested or before the proceeds of your investment are paid out.

Ongoing charge is based on the Fund Management Fee (FMF), which is the periodic fee paid to the ACD to cover the expenses of the Fund. This figure does not include portfolio transaction costs. Ongoing charges are the same for all investors in the share class.

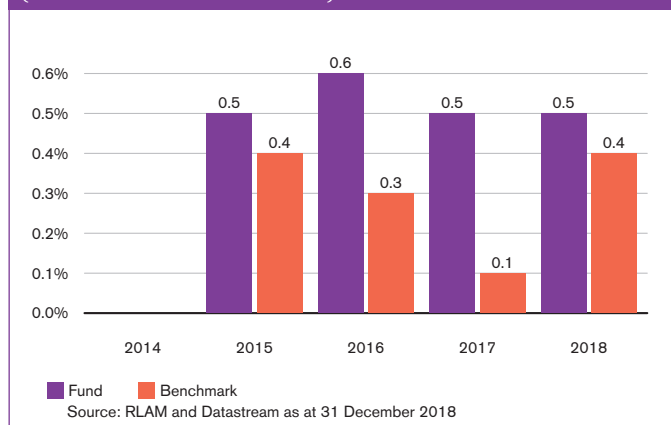
For more about charges, see the expenses section in the full Prospectus and supplement ([www.rlam.co.uk/Home/Individual-Investor/Fund-Performance-Prices/](http://www.rlam.co.uk/Home/Individual-Investor/Fund-Performance-Prices/))

## Past performance

The graph shows fund performance over the past 5 years where available. Past performance is no guarantee of future performance. The figure for a given year shows how much the Fund increased or decreased in value during that year. These results reflect ongoing charges taken from the Fund, but do not reflect any entry charges you might have to pay.

The Fund was launched on 22 June 2011 and the share class on 12 June 2014.

The Royal London Cash Plus Fund  
(Accumulation - Class Y Shares) in GBP



Past performance is not a guide to future performance and may not be repeated. The value of investments may go down as well as up and you may not get back the amount you originally invested.

The chart shows performance in British pounds after the ongoing charges and the portfolio transaction costs have been paid. Entry and exit charges are excluded from calculations of past performance.

## Practical information

**Depository** HSBC Bank plc

**Additional Information:** This Key Investor Information Document (KIID) may not contain all the information you need. For additional information on this fund (including the Supplementary Information Document), on other share classes of this fund and on other funds, or to obtain a free copy of the Fund's Prospectus or the annual and semi-annual shareholder reports, call the information line or write to the registered office, details of which are below. Alternatively, visit [www.rlam.co.uk](http://www.rlam.co.uk). The Prospectus and shareholder reports are in English.

This document describes one share class of the Fund. The Prospectus and annual and semi-annual shareholder reports are prepared for the entire fund across all share classes.

For fund performance and most recent share price, visit [www.rlam.co.uk](http://www.rlam.co.uk).

Should you wish to switch share classes or funds, please see the "Switching" section of the Prospectus for details.

**Tax:** Investors should note that the tax legislation that applies to the Fund may have an impact on the personal tax position of their investment in the Fund. Contact your adviser to discuss tax treatment, suitability of this investment, and other questions.

**Notices:** Royal London Unit Trust Managers may be held liable solely on the basis of any statement contained in this document that is misleading, inaccurate or inconsistent with the relevant parts of the Prospectus for the UCITS.

The Fund is a sub-fund of Royal London Bond Funds ICVC (a UCITS umbrella company). The prospectus and long reports (shareholder reports) are prepared for the entire company. The assets and liabilities of each sub-fund are segregated by law. Therefore, the assets of the Fund belong exclusively to it and are not available to meet the liabilities of any other fund of Royal London Bond Funds ICVC.

This Fund is authorised in the United Kingdom and regulated by the Financial Conduct Authority (FCA).

Details of the Company's remuneration policy are available at [www.rlam.co.uk](http://www.rlam.co.uk) including: (a) a description of how remuneration and benefits are calculated; and (b) the identities of persons responsible for awarding remuneration and benefits. A paper copy of these details may be obtained, free of charge, on request from the Company, at the address below.

**Address:** Royal London Asset Management  
55 Gracechurch Street, London EC3V 0RL

**Telephone:** 03456 04 04 04

**Website:** [www.rlam.co.uk](http://www.rlam.co.uk)

A member of the Investment Association

**Publication Date:** This Key Investor Information is accurate as at 2 September 2019.

This document provides you with key investor information about this fund. It is not marketing material. The information is required by law to help you understand the nature and the risks of investing in this fund. You are advised to read it so you can make an informed decision about whether to invest.

## Royal London Sustainable Leaders Trust (Accumulation - Class C Shares)

ISIN: GB00B7V23Z99

This Fund is managed by RLUM Limited

### Objectives and investment policy

**Objective** The Scheme's investment objective is to achieve capital growth over the medium term (3-5 years) by investing at least 80% in the shares of UK companies listed on the London Stock Exchange that are deemed to make a positive contribution to society. The Scheme's performance target is to outperform the FTSE All-Share Index (the "Index") over a rolling 5-year period. For further information on the Fund's index, please refer to the Prospectus.

**Policy** The investments picked for this Fund are screened in accordance with the Manager's ethical and sustainable investment policy. This policy applies an ethical screen to exclude companies that conflict with specific ethical concerns (e.g. the sale of weapons or tobacco) and a sustainable screen then applies positive criteria, seeking out companies that aim to mitigate environmental and social challenges and improve quality of life. This means the Fund will not invest in all areas of the market. Further details of this policy can be found in the Fund's Prospectus. At least 80% of the Fund's investments are in the shares of UK companies. Up to 20% of the Fund can be invested in shares in overseas companies.

**Recommendation** This Fund may not be appropriate for investors who plan to withdraw their money within five years. You should aim to keep your units for at least five years, although you can sell them at any time.

### Concepts to understand

**Capital Growth** The rise in an investment's value over time.

**UK companies** Companies which are established in the UK or which carry out a significant part of their activities in the UK

**Overseas companies** Companies which are established outside of the UK or which carry out a significant part of their business activities outside of the UK.

*You can buy and sell your shares on each working day, except public holidays, at 12:00 noon if you tell us before 12:00 noon that you want to do so. Instructions received after 12:00 noon will be processed at 12:00 noon on the following working day.*

Other share classes may be available as described in the Prospectus. If this is an income share class, any income will be paid out to you. If this is an accumulation share class, any income will be reinvested in the Fund.

### Risk and reward profile



The Fund is shown in risk category 5 because its unit price has shown a medium to high level of volatility historically. As an investment, bonds are typically more volatile than money market instruments but less volatile than shares. Bonds issued by governments are typically less volatile than bonds issued by corporations. The indicator has been calculated using historical data and may not be a reliable indication of the future risk profile of the Fund.

This Fund has historically been primarily invested in shares. The risk and reward indicator is not a measure of the expected rise or fall in capital but shows how sharply the Fund's share price has gone up and down historically. A fund whose share price has experienced sharp or large increases or decreases will sit in a higher risk category, whereas a fund whose share price has experienced small or gradual increases or decreases will sit in a lower risk category. The indicator is calculated using a standard methodology that is used by all companies offering such funds in Europe. The risk/reward indicator is an estimate and not a guarantee. Going forward, the Fund's actual volatility could be higher or lower, and its rated risk/reward profile could change. The lowest risk category does not mean the investment is risk free.

The risk indicator does not adequately capture the following risks, which are materially relevant to the Fund:

**Concentration Risk:** Funds which invest in a smaller number of securities can carry more risk than funds spread across a larger number of companies. To the extent that the Fund has exposure to an issuer, geographical area or type of security that is heavily affected by an event, either positive or negative, its value may rise or fall.

**Exchange Rate Risk:** Investing in assets denominated in a currency other than the base currency of the Fund means the value of the investment can be affected by changes in exchange rates.

**Liquidity Risk:** In difficult market conditions the value of certain fund investments may be less predictable than normal. In some cases this may make such investments harder to sell at the last quoted market price, or at a price considered to be fair. Such conditions could result in unpredictable changes in the value of your holding.

*For full details of the Fund's risks, please see the prospectus which may be obtained from ([www.rlam.co.uk/Home/Individual-Investor/Fund-Performance-Prices/](http://www.rlam.co.uk/Home/Individual-Investor/Fund-Performance-Prices/))*



## Charges

The charges you pay are used to pay the costs of running the Fund, including the costs of marketing and distributing the Fund. These charges reduce the potential growth of the investment.

### One-off charges taken before or after you invest:

**Entry charge** 0.00%

**Exit charge** 0.00%

### Charges taken from the fund over a year:

**Ongoing charge** 0.76%

### Charges taken from the fund under specific conditions:

**Performance fee** none

The entry and exit charge is the maximum that might be taken out of your money before it is invested or before the proceeds of your investment are paid out.

The ongoing charges figure is based on expenses as at 31 May 2019. This figure may vary from year to year and does not include portfolio transaction costs. Ongoing charges are the same for all investors.

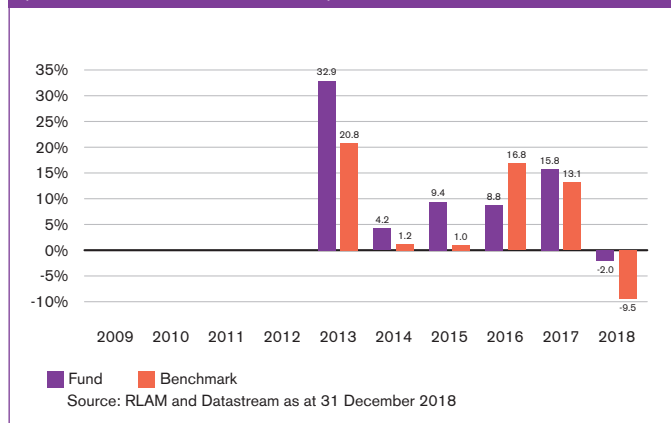
For more information about charges please see the Fund's prospectus, available at ([www.rlam.co.uk/Home/Individual-Investor/Fund-Performance-Prices/](http://www.rlam.co.uk/Home/Individual-Investor/Fund-Performance-Prices/))

## Past performance

The graph shows fund performance over the past 10 years where available. Past performance is no guarantee of future performance. The figure for a given year shows how much the Fund increased or decreased in value during that year. These results reflect ongoing charges taken from the Fund, but do not reflect any entry charges you might have to pay.

This Fund was launched on the 29 May 1990 and the share class on 4 December 2012.

### The Royal London Sustainable Leaders Trust (Accumulation - Class C Shares) in GBP



Past performance is not a guide to future performance and may not be repeated. The value of investments may go down as well as up and you may not get back the amount you originally invested.

The chart shows performance in British pounds after the ongoing charges and the portfolio transaction costs have been paid. Entry and exit charges are excluded from calculations of past performance.

## Practical information

**Trustee:** HSBC Bank plc

**Additional Information:** This Key Investor Information Document (KIID) may not contain all the information you need. For additional information on the Fund (including the Supplementary Information Document), on other share classes of this Fund and on other funds, or to obtain a free copy of the Fund's Prospectus or the annual and semi-annual shareholder reports, call the information line or write to Royal London Asset Management Limited, details of which are below. Alternatively, visit [www.rlam.co.uk](http://www.rlam.co.uk). The Prospectus and shareholder reports are in English.

This KIID describes one share class of the Fund. The Prospectus and annual and semi-annual shareholder reports are prepared for the entire Fund across all share classes.

For fund performance and most recent share price, visit [www.rlam.co.uk](http://www.rlam.co.uk).

Should you wish to switch share classes or funds, please see the "Switching" section of the Prospectus for details.

**Tax:** Investors should note that the tax legislation that applies to the Fund may have an impact on the personal tax position of their investment in the Fund.

Contact your adviser to discuss tax treatment, suitability of this investment, and other questions.

**Notices:** RLUM Limited may be held liable solely on the basis of any statement contained in this document that is misleading, inaccurate or inconsistent with the relevant parts of the Prospectus for the Fund.

Details of the Company's remuneration policy are available at [www.rlam.co.uk](http://www.rlam.co.uk) including: (a) a description of how remuneration and benefits are calculated; and (b) the identities of persons responsible for awarding remuneration and benefits. A paper copy of these details may be obtained, free of charge, on request from the Company, at the address below.

This Fund is authorised in the United Kingdom and regulated by the Financial Conduct Authority (FCA).

**Address:** Royal London Asset Management  
55 Gracechurch Street, London EC3V 0RL

**Telephone:** 0800 195 1000

**Website:** [www.rlam.co.uk](http://www.rlam.co.uk)

A member of the Investment Association

**Publication Date:** This Key Investor Information is accurate as at 2 September 2019.